



**MEDICAlliance**

## WHERE HEALTHCARE IS GOING

**MEDICA DÜSSELDORF**

**COMPAMED DÜSSELDORF**

**REHACARE DÜSSELDORF**

**FAMDENT SHOW MUMBAI**

**MEDICAL FAIR ASIA SINGAPORE**

**MEDICAL FAIR BRASIL SÃO PAULO**

**MEDICAL FAIR CHINA SUZHOU**

**MEDICAL FAIR INDIA MUMBAI**

**MEDICAL FAIR INDIA NEW DELHI**

**MEDICAL FAIR THAILAND BANGKOK**

**MEDICAL MANUFACTURING ASIA SINGAPORE**

**MEDITECH BOGOTÁ**

**REHACARE CHINA SUZHOU**

## KEY FACTS AND ECONOMIC DATA

[www.medicalalliance.global](http://www.medicalalliance.global)

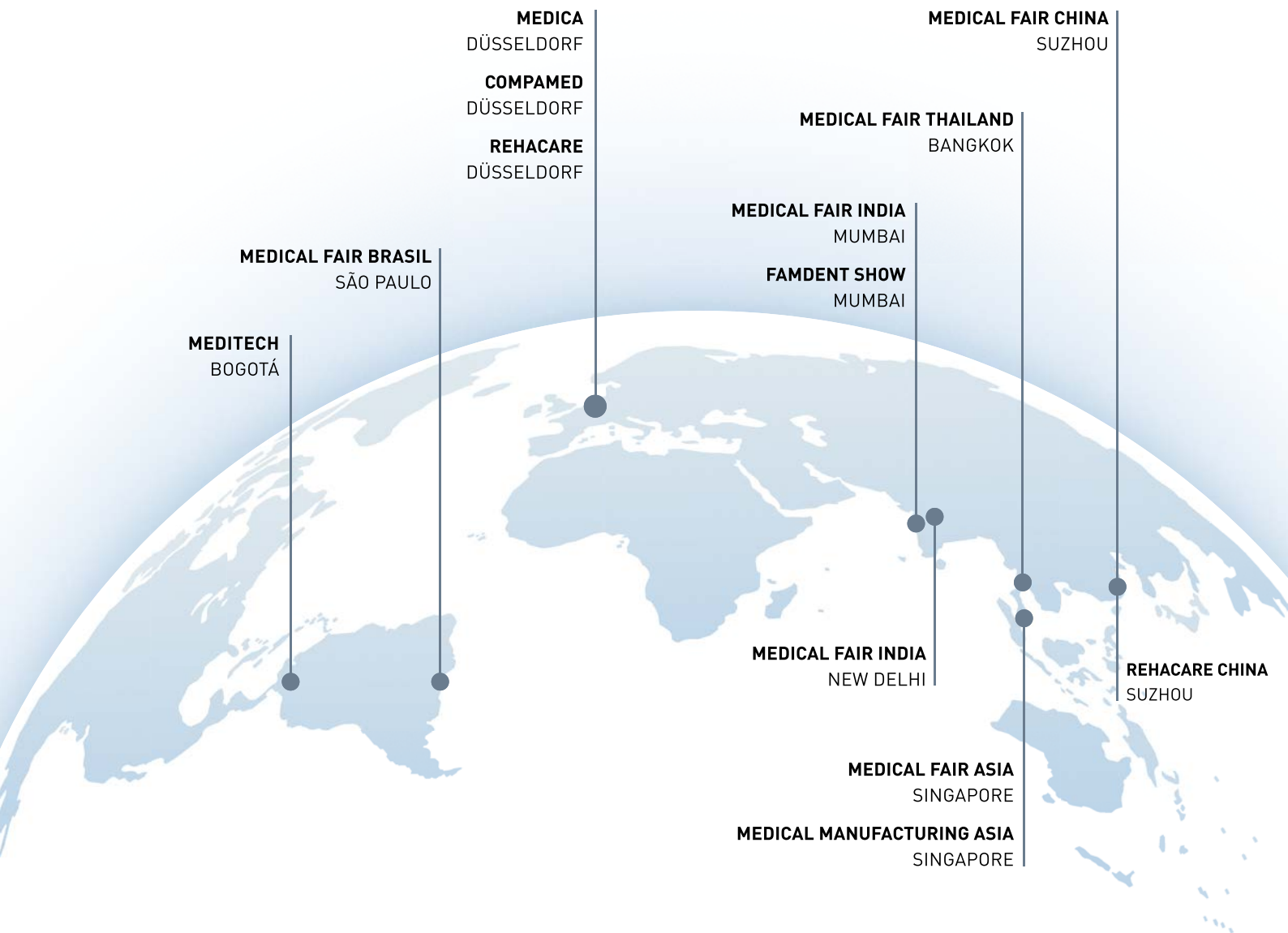


**Messe  
Düsseldorf**

# JOIN US AROUND THE WORLD

MEDICAlliance is your partner for medical trade fairs worldwide.

Be part of the global network of Messe Düsseldorf and join us in Bangkok, Bogotá, Mumbai, New Delhi, São Paulo, Suzhou and Singapore!



## WHERE HEALTHCARE IS GOING




www.medica.de

Leading International Trade Fair

DÜSSELDORF, GERMANY  
**11-14 NOVEMBER 2024**

Member of  MEDICAlliance



### General information

**Established**  
1969

**Organiser**  
Messe Düsseldorf GmbH

**Venue**  
Exhibition Centre and Congress  
Center Düsseldorf, Germany

**Staging cycle**  
Annual

**Project management**  
Christian Bigge  
Claudio Bucchi  
Sebastian Helwig  
Udo Wiemann

**Contact**  
Udo Wiemann  
WiemannU@messe-duesseldorf.de  
Phone: +49 211 4560 7756

**Co-located exhibition**  
COMPAMED

### Visitor target groups

- General practitioners
- Hospital doctors
- Hospital managers
- Hospital nursing staff
- Hospital technical managers
- Laboratory managers
- Physiotherapists
- Medical trade
- Medical industry
- Medical assistants (hospital, doctor's surgery, laboratory)
- Hospital operators

### Main product categories

Imaging and diagnostics/  
medical equipment and  
devices

Laboratory equipment

Diagnostic tests

Physiotherapy/  
orthopaedic technology

Disposables and  
consumables

IT systems and IT solutions

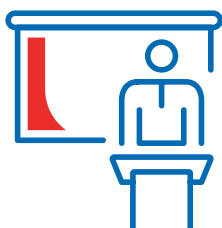
## Statistics MEDICA & COMPAMED 2023

More than

**6,100**

Exhibitors from  
69 countries

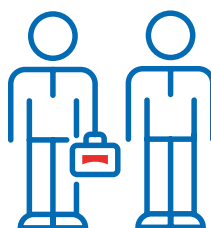
MEDICA 5,372  
COMPAMED 735



More than

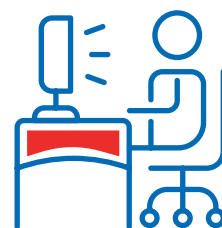
**83,000**

Visitors from  
166 countries



**100,787**

Unique users during  
the show days



# Economic data for Germany

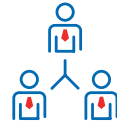
## Future prospects for "Medical Technology"

Despite Corona, the companies generated around 34 billion in total sales in 2021, around 3 percent higher than in 2019. Medical technology remains a growing cornerstone of the German economy, but expectations are subdued and sales growth is expected to be lower in 2022. The industry has a positive outlook for the future due to demographic trends, particularly in mature economies, and high levels of healthcare investment in many emerging markets. The market is also being driven by the increasing importance of "health" as a commodity and by new and further technological developments. However, the German medical technology industry's participation in the growth potential will increasingly depend on the European legal framework and a positive investment climate.

Further information:  
[www.spectaris.de](http://www.spectaris.de), [www.gtai.de](http://www.gtai.de)

Number of inhabitants (million)  
in 2021

83.3



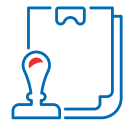
Population increase (% p.a.)  
in 2021

0.1



Average life expectancy at birth  
(years) in 2018

80.9



Proportion of health expenditure  
to GDP (%) in 2020

13.1




Doctors/100,000 inhabitants  
in 2021

450



Hospital beds/100,000 inhabitants  
in 2019

791



## Market data for "Medical Technology"

34,25

Market volume in € millions (2020)

21,8

Export in € millions (2021)

+ 2,7%


Forecast (2022)

## Key economic data 2019 to 2021 as per November 2021

Real change in % in comparison with previous year

### GDP

2022 4.6  
2021 2.7  
2020 -4.6



### Gross capital investment

2021 6.5  
2020 0.9  
2019 4.7



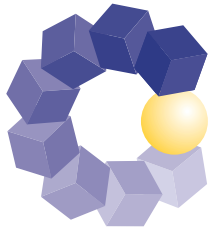
### Export (only goods)

2021 15.9  
2020 -9.7  
2019 15.9



Source: Destatis, Statistisches Bundesamt

# COMPAMED



www.compamed.de

Leading International Trade Fair

DÜSSELDORF, GERMANY  
11-14 NOVEMBER 2024

Member of  MEDICAlliance



## General information

**Established**  
1991

**Organiser**  
Messe Düsseldorf GmbH

**Venue**  
Exhibition Centre and Congress  
Center Düsseldorf, Germany

**Staging cycle**  
Annual

**Project management**  
Christian Bigge

**Contact**  
Christian Bigge  
BiggeC@messe-duesseldorf.de  
Phone: +49 211 4560 573

**Co-located exhibition**  
MEDICA

## Visitor target groups

- Design engineers
- Engineers and technicians for R&D and production departments
- Heads of research and development departments
- Medical-technology exhibitors from the MEDICA
- Packaging specialists
- Process engineers
- Production managers
- Qualification and validation specialists
- Quality assurance/quality control managers
- Technical procurement managers

## Main product categories

- Manufacturing of components
- Manufacturing of finished products
- Services
- Manufacturing equipment
- Components, modules, OEM equipment
- Electrical components, electronical components
- Microtechnology
- Raw materials, materials, adhesives
- Software, IT

## Statistics MEDICA & COMPAMED 2023

More than

**6,100**

Exhibitors from  
69 countries

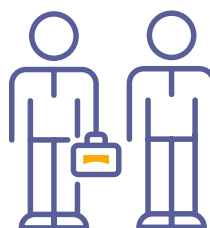
MEDICA 5,372  
COMPAMED 735



More than

**83,000**

Visitors from  
166 countries



**100,787**

Unique users during  
the show days



# Economic data for Germany

## Future prospects for “Medical Technology”

Despite Corona, the companies generated around 34 billion in total sales in 2021, around 3 percent higher than in 2019. Medical technology remains a growing cornerstone of the German economy, but expectations are subdued and sales growth is expected to be lower in 2022. The industry has a positive outlook for the future due to demographic trends, particularly in mature economies, and high levels of healthcare investment in many emerging markets. The market is also being driven by the increasing importance of “health” as a commodity and by new and further technological developments. However, the German medical technology industry’s participation in the growth potential will increasingly depend on the European legal framework and a positive investment climate.

Further information:  
[www.spectaris.de](http://www.spectaris.de), [www.gtai.de](http://www.gtai.de)

Number of inhabitants (million)  
in 2021

83.3



Population increase (% p.a.)  
in 2021

0.1



Average life expectancy at birth  
(years) in 2018

80.9



Proportion of health expenditure  
to GDP (%) in 2020

13.1



Doctors/100,000 inhabitants  
in 2021

450



Hospital beds/100,000 inhabitants  
in 2019

791



## Market data for “Medical Technology”

34,25

Market volume in € millions (2020)

21,8

Export in € millions (2021)

+ 2,7%

Forecast (2022)

## Key economic data 2019 to 2021 as per November 2021

Real change in % in comparison with previous year

### GDP

2022 4.6  
2021 2.7  
2020 -4.6



### Gross capital investment

2021 6.5  
2020 0.9  
2019 4.7



### Export (only goods)

2021 15.9  
2020 -9.7  
2019 15.9



Source: Destatis, Statistisches Bundesamt




www.rehacare.com

# International Trade Fair for Rehabilitation and Care

## DÜSSELDORF, GERMANY

### 25-28 SEPTEMBER 2024

Member of  MEDICAlliance



#### General information

**Established**  
1977

**Organiser**  
Messe Düsseldorf GmbH

**Venue**  
Exhibition Centre and Congress  
Center Düsseldorf, Germany

**Project management**  
Janike Sehlbach  
Elke Petermann

**Staging cycle**  
Annual

**Contact**  
Janike Sehlbach  
SehlbachJ@messe-duesseldorf.de  
Phone: +49 211 4560 529  
Elke Petermann  
PetermannE@messe-duesseldorf.de  
Phone: +49 211 4560 599

#### Visitor target groups

- Medical and sanitary specialised trade
- Rehabilitation and special facilities
- Orthopaedic trade
- Industry for medical and therapeutic aids/other industry
- Hospital/clinics
- Nursing home/home for the elderly
- Public authorities
- Disabled people organisation
- Disabled people sports organisation
- Ambulant nursing/care service
- Cost unit
- Surgeries/medical laboratory/institutions
- University/college of higher education/technical college

#### Main product categories

- Daily living aids
- Household and nutrition
- Physical care and hygiene
- Mobility
- Communication
- Building and living
- Safety and monitoring systems
- Pedagogy, education and further training
- Workplace and occupation
- Physical training, physiotherapy and ergotherapy
- Orthopaedic aids
- Nursing and medical care
- Clothing, protective equipment
- Leisure, sports and recreation
- Travel
- Associations, institutions, organisations

## Statistics 2023

#### Total exhibitors

# 706

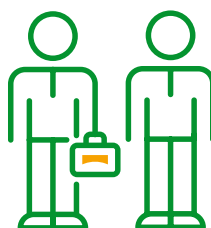
Domestic **252**  
Foreign **454**  
Countries **37**



#### Total visitors

# 30,043

Domestic **21,631**  
Foreign **8,412**



#### Total net exhibition area (m²)

# 19,928

Domestic **9,960**  
Foreign **9,968**



# Economic data for Germany

## Future prospects for

### “Rehabilitation and care market”

The market for rehabilitation in Germany has a market volume of around 9 billion euros (2017) in the field of pure medical rehabilitation and will continue to grow strongly. Around 1,200 rehabilitation facilities treat 1.9 to 2 million people a year.

With a growth of 128 percent since 2000, the market for nursing care in Germany is expected to achieve total sales of 54 billion euros this year and is the third largest segment in the German healthcare system after hospitals and outpatient medical care. The market will keep growing continuously and, according to forecasts, will reach a market volume of 65 to 85 billion euros in 2030.

Further information:

[www.zvei.de](http://www.zvei.de), [www.spectaris.de](http://www.spectaris.de), [www.bvmed.de](http://www.bvmed.de)

Number of inhabitants (million)  
in 2018

82.9



Severely disabled people\*  
(million) in 2017

\*with degree of disability > 50%

7.8



Number of nursing homes  
in 2017

14,480



Number of outpatient care  
services in 2017

14.050



People in need of care (million)  
in 2017

Care provided at home (million) 2.6

Full-time inpatient in  
nursing homes (million) 0.8

3.4



## Increase in demand for selected medical assistive devices between 2007 and 2050

78%

Hospital beds, decubitus and  
incontinence aids, compression  
therapy

27%

Hearing devices,  
hearing aids

16%


Rollator, wheelchair, shower  
and bath aids

## Key economic data 2019 to 2021 as per November 2021

Real change in % in comparison with previous year

### GDP

2022 4.6  
2021 2.7  
2020 -4.6



### Gross capital investment

2021 6.5  
2020 0.9  
2019 4.7



### Export (only goods)

2021 15.9  
2020 -9.7  
2019 15.9








www.famdent.com

# Scientific Conferences & Trade Fairs BOMBAY EXHIBITION CENTRE, MUMBAI\*

## 31 MAY – 2 JUNE 2024



Member of  **MEDICAlliance**

\*Further satellite events in Hyderabad and Pune

### General information

**Established**  
2005

**Organiser**  
Messe Düsseldorf India Pvt. Ltd.

**Project management**  
Messe Düsseldorf India Pvt. Ltd.

**Venue**  
Bombay Exhibition Centre,  
Mumbai, India

**Staging cycle**  
Annual

**Contact**  
Adarsh Verma  
VermaA@md-india.com  
Phone: +91 124 4544 507

### Visitor target groups

- Practicing Dentists
- Dealers & labs
- Students
- others

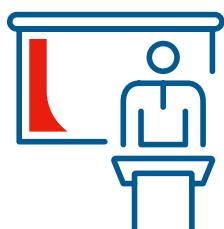
### Main product categories

- Dental dealers
- Manufacturers
- Importers of dental equipment
- Instruments and consumables
- Service providers like software, continuing dental education providers

## Statistics 2023

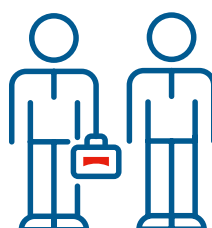
### Total exhibitors

# 153



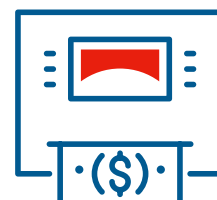
### Total visitors

# 10,408



### Gross space (m<sup>2</sup>)

# 8,100



# Economic data for India

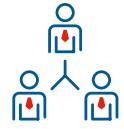
## Future prospects for “Medical Technology”

In the long term, India remains one of the fastest growing markets for medical technology worldwide. However, the healthcare system is currently inadequately prepared for the pandemic. There are too few testing stations, laboratories, quarantine facilities and intensive care beds with respiration equipment. Accelerated by the pandemic, India plans to set up an additional 3 million hospital beds by 2025, investing a total of around USD 200 billion in state hospital infrastructure. The market remains lucrative for international manufacturers, as the import quota for medical technology products remains at a high level of 70 percent.

Further information: [www.aimedindia.com](http://www.aimedindia.com)

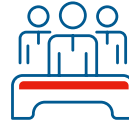
Number of inhabitants (billion) in 2021

1.4



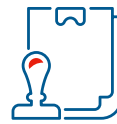
Population increase (% p.a.) in 2021

1.0



Average life expectancy at birth (years) in 2020

70



Proportion of health expenditure to GDP (%) in 2019

3.0



Doctors/100,000 inhabitants in 2020

80



Hospital beds/100,000 inhabitants in 2020

500



## Market data for “Medical Technology”

10,360

Market volume in US\$ millions (2020)

2,403


Import in US\$ millions (2020)

## Key economic data 2020 to 2022 as per November 2021

Real change in % in comparison with previous year

### GDP

2022 8.5  
2021 7.0  
2020 6.1



### Gross capital investment

2022 8.9  
2021 8.0  
2020 6.0



### Imports

2022 7.1  
2021 7.1  
2020 7.5






www.medicalfair-asia.com

International Exhibition on Hospital,  
Diagnostic, Pharmaceutical, Medical &  
Rehabilitation Equipment & Supplies  
MARINA BAY SANDS, SINGAPORE  
**11 – 13 SEPTEMBER 2024**

Member of  **MEDICAlliance**



### General information

**Established**  
1997

**Organiser**  
Messe Düsseldorf Asia Pte. Ltd.

**Venue**  
The Sands Expo & Convention  
Centre, Marina Bay Sands,  
Singapore

**Project management**  
Daphne Yeo

**Contact**  
Daphne Yeo  
medicalfair-asia@mda.com.sg  
Phone: +65 6332 9620  
Christian Bigge  
BiggeC@messe-duesseldorf.de  
Phone: +49 211 4560 573

**Staging cycle**  
Biennial

**Co-located exhibition**  
MEDICAL MANUFACTURING ASIA

### Visitor target groups

- Biologists, biochemists, technicians
- Care services and self-help groups
- Dispensing chemists, pharmacists
- Doctors (surgeries and hospital)
- Elderly care/homecare centres
- Emergency relief organisations
- Health ministry officials
- Hospital managers and employees
- Hospital technicians
- In-home nursing care
- Nursing officers
- Organisations for the disabled
- Physiotherapists/occupational therapists
- Rehabilitation organisations, nursing homes
- Visitors from industry and commerce

### Main product categories

- Accident and emergency equipment
- Building technology and services
- Catering and kitchen equipment
- Communication, IT and connected health
- Dental equipment and supplies
- Diagnostics
- Disinfection and disposal systems
- Electromedical equipment/medical technology
- Fabrics/laundry
- Laboratory equipment
- Medical furniture and equipment
- Medical consumables
- Ophthalmic supplies
- Pharmaceutical supplies
- Rehabilitation equipment/orthopaedic supplies
- Services and publications

### Physical MEDICAL FAIR ASIA 2022:

#### Total exhibitors

**600**

Domestic **102**

Foreign **498**

Countries **49**

#### Total visitors

**6,300**


Domestic **3,528**

Foreign **2,772**

Countries **69**

#### Total net exhibition area (m<sup>2</sup>)

**13,225**



### Digital Edition MEDICAL FAIR ASIA 2022:

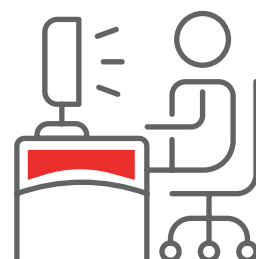
#### Website page views

**<300,000**

#### More than

**12,300**

unique users  
from 80 nations



# Economic data for Singapore

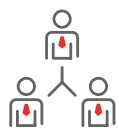
## Future prospects for “Medical Technology”

Singapore has one of the best healthcare systems in the world and is willing to pay a quite a bit for it. Singapore's medical technology industry is expected to continue to grow at a rate in double figures in the coming years. Numerous new hospital buildings – the government plans to provide up to 5,000 additional hospital beds and build a new national cancer centre by 2030 – as well as the aging population with its diseases are continuing to boost demand. The import quota remains high, so that international manufacturers of medical technology continue to enjoy excellent business opportunities.

Further information: [www.smfederation.org.sg](http://www.smfederation.org.sg)

Number of inhabitants (million)  
in 2021

5.9



Population increase (% p.a.)  
in 2021

0.8



Average life expectancy at birth  
(years) in 2021

85



Proportion of health expenditure  
to GDP (%) in 2021

4.5



Doctors/100,000 inhabitants  
in 2021

228



Hospital beds/100,000 inhabitants  
in 2020

250



## Market data for “Medical Technology”

18,000

Market volume in US\$ millions (2020)

50,000


Import in US\$ millions (2029)

## Key economic data 2020 to 2022\* as per January 2022

Real change in % in comparison with previous year | \*2022: Forecast

### GDP

2022 **4.0**  
2021 **7.2**  
2020 **-5.4**



### Gross capital investment

2022 **3.8**  
2021 **12.0**  
2020 **-13.7**



### Imports

2022 **2.0**  
2021 **-6.4**  
2020 **1.8**

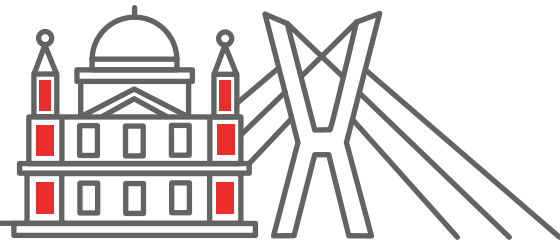




www.medicalfairbr.com.br

International Exhibition on Hospital,  
Diagnostic, Pharmaceutical, Medical &  
Rehabilitation Equipment & Supplies  
**SÃO PAULO | BRAZIL**  
**2024**

Member of  **MEDICAlliance**



### General information

**Venue**

Expo Center Norte,  
São Paulo, Brazil

**Established**

New in 2020

**Staging cycle**

Annual

**Organiser**

Messe Düsseldorf GmbH  
and Emme intermediação de  
Negócios Ltda

**Institutional Sponsorship:**

ABIMO – Associação Brasileira  
da Indústria de Artigos e  
Equipamentos Médicos,  
Odontológicos, Hospitalares  
e de Laboratórios

**Powered by: MEDICA****Project management**

Malu Sevieri

**Contact**

Malu Sevieri  
Phone: +55 11 236543-36  
contato@emmebrasil.com.br

### Visitor target groups

- Hospital managers
- Medical assistants
- Biomedical researcher
- Biochemist
- Nurse
- Clinical engineer
- Pharmacist
- Physiotherapist
- Laboratory manager
- Hospital manager
- Doctor
- Hospital operator
- Rescuer

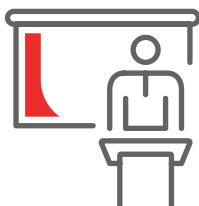
### Main product categories

- Ambulance and rescue
- Electromedicine and product technology
- Diagnostic equipment
- Medical-hospital equipment
- Equipment for clinical analysis laboratory
- Facilities
- Physiotherapy and rehabilitation
- Home care
- Inputs and disposables
- Hospital furniture
- Medical service and publications
- Information and communication technology
- Diagnostic tests
- Hospital medicines

## Statistics 2022

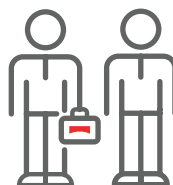
### Total exhibitors

**208** from 18 countries



### Total visitors

**12,000**



### Total net exhibition area (m²)

**5,000**



# Economic data for Brazil

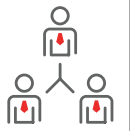
## Future prospects for “Medical Technology”

Brazil's market for medical technology grew in 2019 for the third year in a row. The private sector is benefiting from the recovery of the labour market and the resurgence in the number of privately insured people, while in the public sector digitisation is driving demand for medical technology. Roughly one-third of the demand for medical technology is produced locally, while the majority is imported from abroad. The pandemic, however, is driving the country back into recession and exacerbating the medical and economic crisis. The Brazilian government wants to take out a loan US\$ 36 million to strengthen the health sector project for the state of Serpipe.

Further information: [www.abimo.org.br](http://www.abimo.org.br)

Number of inhabitants (million)  
in 2021

214.0



Population increase (% p.a.)  
in 2021

0.7



Average life expectancy at birth  
(years) in 2020

76.1



Proportion of health expenditure  
to GDP (%) in 2019

9.6



Doctors/100,000 inhabitants  
in 2019

226



Hospital beds/100,000 inhabitants  
in 2019

206



## Market data for “Medical Technology”

6,561

Market volume in US\$ millions (2018)

4,363


Import in US\$ millions (2018)

## Key economic data 2019 to 2022\* from November 2021

Real change in % in comparison with previous year | \*2022: Forecast

### GDP

2022 **0.3**  
2021 **4.5**  
2020 **3.9**



### Gross capital investment

2022 **-5.2**  
2021 **16.5**  
2020 **-0.5**



### Imports

2020 **6.5**  
2019 **1.8**  
2018 **20.2**





www.medicalfair.cn

MEDICAL FAIR CHINA – Collocated with China  
Medical Innovation Forum  
SUZHOU INTERNATIONAL EXPO CENTRE  
**SUZHOU, CHINA**  
**21 – 23 AUGUST 2024**

Member of  **MEDICAlliance**



### General information

**Established**

2016

**Organiser**

Messe Düsseldorf (Shanghai)  
Co., Ltd. China Service Alliance  
of Medical Devices Innovation  
(CSAMDI)

**Venue**

Suzhou International Expo  
Centre, Suzhou, China

**Project management**

Rebecca Qiang

**Contact**

Rebecca Qiang  
rebecca.qiang@mds.cn  
Phone: +86 10 65907 101

**Staging cycle**

Annual

### Visitor target groups

- Hospitals and medical institutions
- Medical device dealers, agents and retail traders
- Universities and research institutions
- Medical device R&D institutions and manufacturers
- Purchasers and suppliers of medical equipment raw materials, components, accessories and software products
- Investment companies
- Government agencies and associations


### Main product categories

- Medical digital imaging products
- Optical and electronic products
- In vitro diagnostic products
- Minimally invasive instruments, implantable and interventional medical devices
- Operating room equipment
- Laboratory equipment
- Medical consumables
- First aid and care products
- Rehabilitation devices and equipment
- Home medical equipment
- Smart medical products
- Medical equipment raw materials, components, accessories and software products
- Other medical related products or services

## Statistics 2023

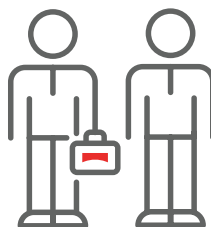
# 350

Total exhibitors



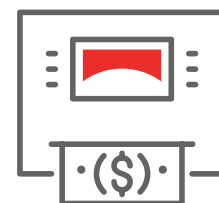
# 9,215

Total visitors  
including REHACARE CHINA



# 15,000

Exhibition space (m<sup>2</sup>)  
including REHACARE CHINA



# Economic data for People's Republic of China

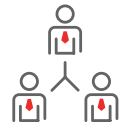
## Future prospects for "Medical Technology"

In China, the economy is recovering faster than expected and is gradually moving into a new post-corona reality. After around 20 percent growth last year, the country is continuing to catch up with the USA, the world's largest medical technology market. The demand for medical technology in China remains huge and ranges from high-end magnetic resonance devices and prostheses to surgical instruments and therapeutic devices. Investments are being made in modernising hospitals, e-health and geriatric care, but also in expanding preventive care. The hitherto good market position of foreign medical technology manufacturers is gradually coming under pressure, as China wants to reduce its hitherto high dependence on imports. Since 2016, China has had an ambitious healthcare program, "Healthy China 2030". The main component is improving the efficiency of healthcare in China.

Further information: [www.camdi.org](http://www.camdi.org)

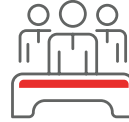
Number of inhabitants (billion) in 2020

1.4



Population increase (% p.a.) in 2020

0.2



Average life expectancy at birth (years) in 2020

70.7




Proportion of health expenditure to GDP (%) in 2020

5.4



Doctors/100,000 inhabitants in 2017

244



Hospital beds/100,000 inhabitants in 2017

572



## Market data for "Medical Technology"

80,139

Market volume in US\$ millions (2018)

11,246


Import in US\$ millions (2018)

## Key economic data 2018 to 2022\* as per November 2021

Real change in % in comparison with previous year | \*2022: Forecast

### GDP

2022 **5.2**  
2021 **7.9**  
2020 **2.3**



### Gross capital investment

2022 **5.5**  
2021 **6.0**  
2020 **2.9**



### Imports


2022 **n.a.**  
2021 **11.9**  
2020 **7.0**







International Exhibition and Conference  
**BOMBAY EXHIBITION  
CENTRE, MUMBAI**  
**MARCH 2026**



[www.medicalfair-india.com](http://www.medicalfair-india.com)

Member of  **MEDICAlliance**

### General information

**Established**  
1990

**Organiser**

Messe Düsseldorf GmbH  
Messe Düsseldorf India Pvt. Ltd.

**Venue**

Bombay Exhibition Centre,  
Mumbai, India

**Project management**

Sebastian Helwig  
Adarsh Verma

**Contact**

Sebastian Helwig  
[HellwigS@messe-duesseldorf.de](mailto:HellwigS@messe-duesseldorf.de)  
Phone: +49 211 4560 414

Adarsh Verma

[VermaA@md-india.com](mailto:VermaA@md-india.com)  
Phone: +91 124 4544 507

**Staging cycle**

Biennial

### Visitor target groups

- CEOs/GMs of hospitals/medical centres
- Medical directors
- Medical superintendents
- Hospital administrators
- GMs/HODs of purchase
- Technical and operations departments
- Security and emergency services
- Health and safety departments
- Officials from central public and health departments
- Biomedical engineers
- Construction and real estate
- Project management consultants
- Architects and planners
- Designers
- Directors of HR and nursing departments
- Deans of medical colleges/universities
- Heads of maintenance departments

### Main product categories

- Medical technology
- Medical equipments
- Medical consumables/medical disposables
- Hospital furniture
- Surgical instruments
- Laboratory and analytical equipment and products
- Life sciences, biotechnology and diagnostics
- Pharmacy and dispensary equipment and furniture
- HVAC
- Hospital & clinical equipments
- Rehabilitation
- Components
- Services
- Wireless health/mobile health
- Hospital infrastructure

## Statistics 2022

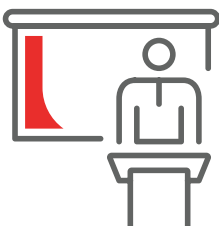
### Total exhibitors

**277**

Domestic **238**

Overseas **39**

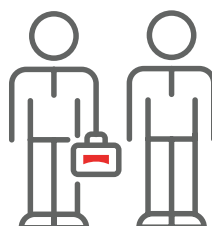
Countries **12**



### Total visitors

**9,020**

Countries **32**




### Total net exhibition area (m<sup>2</sup>)

**4,032**





International Exhibition and Conference  
**PRAGATI MAIDAN,  
NEW DELHI, INDIA**  
**20-22 MARCH 2025**



[www.medicalfair-india.com](http://www.medicalfair-india.com)

Member of  **MEDICAlliance**

### General information

**Established**  
1990

**Organiser**

Messe Düsseldorf GmbH  
Messe Düsseldorf India Pvt. Ltd.

**Venue**

Pragati Maidan, New Delhi

**Project management**

Sebastian Helwig  
Adarsh Verma

**Contact**

Sebastian Helwig  
[HelwigS@messe-duesseldorf.de](mailto:HelwigS@messe-duesseldorf.de)  
Phone: +49 211 4560 414  
Adarsh Verma  
[VermaA@md-india.com](mailto:VermaA@md-india.com)  
Phone: +91 124 4544 507  
Mobile: +91 9999251621

**Staging cycle**  
Biennial

### Visitor target groups

- CEOs/GMs of hospitals/medical centres
- Medical directors
- Medical superintendents
- Hospital administrators
- GMs/HODs of purchase
- Technical and operations departments
- Security and emergency services
- Health and safety departments
- Officials from central public and health departments
- Biomedical engineers
- Construction and real estate
- Project management consultants
- Architects and planners
- Designers
- Directors of HR and nursing departments
- Deans of medical colleges/universities
- Heads of maintenance departments

### Main product categories

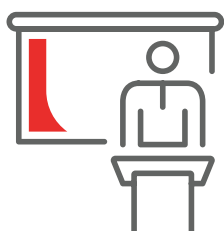
- Medical technology
- Medical equipments
- Medical consumables/medical disposables
- Hospital furniture
- Surgical instruments
- Laboratory and analytical equipment and products
- Life sciences, biotechnology and diagnostics
- Pharmacy and dispensary equipment and furniture
- HVAC
- Hospital & clinical equipments
- Rehabilitation
- Components
- Services
- Wireless health/mobile health
- Hospital infrastructure

## Statistics 2023

### Total exhibitors

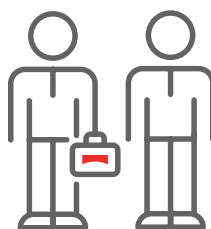
**450**

Countries **17**



### Total visitors

**17,943**



### Total net exhibition area (m<sup>2</sup>)

**15,000**



# Economic data for India

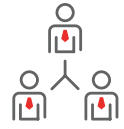
## Future prospects for “Medical Technology”

In the long term, India remains one of the fastest growing markets for medical technology worldwide. However, the healthcare system is currently inadequately prepared for the pandemic. There are too few testing stations, laboratories, quarantine facilities and intensive care beds with respiration equipment. Accelerated by the pandemic, India plans to set up an additional 3 million hospital beds by 2025, investing a total of around USD 200 billion in state hospital infrastructure. The market remains lucrative for international manufacturers, as the import quota for medical technology products remains at a high level of 70 percent.

Further information: [www.aimedindia.com](http://www.aimedindia.com)

Number of inhabitants (billion)  
in 2021

1.4



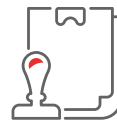
Population increase (% p.a.)  
in 2021

1.0



Average life expectancy at birth  
(years) in 2020

70



Proportion of health expenditure  
to GDP (%) in 2019

3.0



Doctors/100,000 inhabitants  
in 2020

80



Hospital beds/100,000 inhabitants  
in 2020

500



## Market data for “Medical Technology”

10,360

Market volume in US\$ millions (2020)

2,403


Import in US\$ millions (2020)

## Key economic data 2020 to 2022 as per November 2021

Real change in % in comparison with previous year

### GDP

2022 **8.5**  
2021 **7.0**  
2020 **6.1**



### Gross capital investment

2022 **8.9**  
2021 **8.0**  
2020 **6.0**



### Imports


2022 **7.1**  
2021 **7.1**  
2020 **7.5**





10th International Exhibition on Hospital,  
Diagnostic, Pharmaceutical, Medical &  
Rehabilitation Equipment & Supplies

**BITEC, BANGKOK, THAILAND**  
**10-12 SEPTEMBER 2025**



[www.medicalfair-thailand.com](http://www.medicalfair-thailand.com)

Member of  **MEDICAlliance**

## General information

**Established**  
2003

**Organiser**  
Messe Düsseldorf Asia Pte. Ltd.

**Venue**  
Bangkok International Trade  
and Exhibition Centre  
Bangkok, Thailand

**Staging cycle**  
Biennial

**Project management**  
Daphne Yeo

**Contact**  
Daphne Yeo  
[medicalfair-thailand@mda.com.sg](mailto:medicalfair-thailand@mda.com.sg)  
Phone: +65 6332 9620  
Christian Bigge  
[BiggeC@messe-duesseldorf.de](mailto:BiggeC@messe-duesseldorf.de)  
Phone: +49 211 4560 573

## Visitor target groups

- Health ministry officials
- Hospital managers and employees
- Doctors (surgeries and hospital)
- Nursing officers
- Hospital technicians
- Biologists, biochemists, technicians
- Dispensing chemists, pharmacists
- Physiotherapists
- Rehabilitation organisations, nursing homes
- Organisations for the disabled
- Care services and self-help groups
- Visitors from industry and commerce

## Main product categories

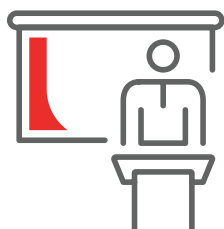
- Accident and emergency equipment
- Building technology and services
- Catering and kitchen equipment
- Communication, IT and connected health
- Dental equipment and supplies
- Diagnostics
- Disinfection and disposal systems
- Electromedical equipment/ medical technology
- Fabrics/laundry
- Laboratory equipment
- Medical furniture and equipment
- Medical consumables
- Ophthalmic supplies
- Pharmaceutical supplies
- Rehabilitation equipment/ orthopaedic supplies
- Services and publication

## Statistics 2023

### Total exhibitors

**800**

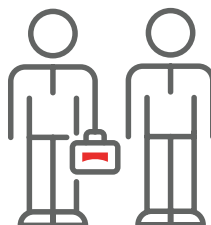
Countries **40**



### Total visitors


**12,000**

Countries **80**



### National & Group Pavilions

**22**



# Economic data for Thailand

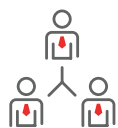
## Future prospects for “Medical Technology”

Thailand is relatively well positioned during the corona crisis and there is currently sufficient capacity in intensive care units. At the moment, there is high demand for medical equipment to treat Covid-19 such as infusion pumps and respiration equipment as well as consumables such as medical gloves and disinfectants. The Thai market for medical technology is considered to be the largest in Southeast Asia and analysts forecast that it will grow by 7-9 percent annually in the medium term. Medical technology imports have grown strongly in the last two years and are likely to play an important role in the long term.

Further information: [www.thaimed.co.th](http://www.thaimed.co.th)

Number of inhabitants (million)  
in 2021

70



Population increase (% p.a.)  
in 2021

0.2



Average life expectancy at birth  
(years) in 2019

77



Proportion of health expenditure  
to GDP (%) in 2019

3.9



Doctors/100,000 inhabitants  
in 2020

55



Hospital beds/100,000 inhabitants  
in 2020

251



## Market data for “Medical Technology”

1,452

Market volume in US\$ millions (2020)

1,126


Import in US\$ millions (2020)

## Key economic data 2020 to 2022\* as per January 2021

Real change in % in comparison with previous year | \*2022: Forecast

### GDP

2022 **4.5**  
2021 **2.5**  
2020 **-6.1**



### Gross capital investment

2022 **3.6**  
2021 **6.8**  
2020 **-4.8**



### Imports

2022 **5.7**  
2021 **5.0**  
2020 **2.8**





# Manufacturing Processes for Medical Technology Exhibition and Conference

## MARINA BAY SANDS, SINGAPORE

### 11 – 13 SEPTEMBER 2024



www.medmanufacturing-asia.com

Member of  MEDICAlliance

#### General information

##### Established

2012

##### Organiser

Messe Düsseldorf Asia Pte. Ltd.

##### Venue

The Sands Expo & Convention  
Centre, Marina Bay Sands,  
Singapore

##### Project management

Daphne Yeo

##### Contact

Daphne Yeo

mma@mda.com.sg

Phone: +65 6332 9620

Christian Bigge

BiggeC@messe-duesseldorf.de

Phone: +49 211 4560 573

##### Staging cycle

Biennial

##### Co-located exhibition

MEDICAL FAIR ASIA

#### Visitor target groups

- Design engineers
- Engineers and technicians for R&D and production departments
- Heads of research and development departments
- Medical technology exhibitors from MEDICAL FAIR ASIA
- Packaging specialists
- Process engineers
- Production managers
- Qualification and validation specialists
- Quality assurance/quality control managers
- Technical procurement managers
- Visitors from industry and commerce

#### Main product categories

- Adhesives
- Assembly
- Assembly, automation and production technology
- Biocompatible materials
- Clean room technology/equipment
- Coating & functional surfaces
- Components
- Contract manufacture, design, construction, research & redevelopment
- Drug delivery
- Engineering
- Lab-on-a-chip
- Microactuators
- Microfluidics
- Microsensors
- Microstructuring
- Moulding equipment
- Nanomaterials
- New materials
- Packaging
- Plastics and elastomers, resins/ raw materials
- Precision processing
- Process technology
- Quality management
- Smart materials
- Sterilisation services
- System partnerships
- Testing equipment/services

## Statistics 2022

#### Total exhibitors

# 100

Domestic 34

Foreign 66

Countries 18



#### Total visitors

# 3,900

Domestic 2,457

Foreign 1,443

Countries 59



#### Total net exhibition area (m<sup>2</sup>)

# 2,000



# Economic data for Singapore

## Future prospects for “Medical Technology”

Singapore has one of the best healthcare systems in the world and is willing to pay a quite a bit for it. Singapore's medical technology industry is expected to continue to grow at a rate in double figures in the coming years. Numerous new hospital buildings – the government plans to provide up to 5,000 additional hospital beds and build a new national cancer centre by 2030 – as well as the aging population with its diseases are continuing to boost demand. The import quota remains high, so that international manufacturers of medical technology continue to enjoy excellent business opportunities.

Further information: [www.smfederation.org.sg](http://www.smfederation.org.sg)

Number of inhabitants (million)  
in 2021

5.9



Population increase (% p.a.)  
in 2021

0.8



Average life expectancy at birth  
(years) in 2021

85



Proportion of health expenditure  
to GDP (%) in 2021

4.5



Doctors/100,000 inhabitants  
in 2021

228



Hospital beds/100,000 inhabitants  
in 2020

250



## Market data for “Medical Technology”

18,000

Market volume in US\$ millions (2020)

50,000

Import in US\$ millions (2029)

## Key economic data 2020 to 2022\* as per January 2022

Real change in % in comparison with previous year | \*2022: Forecast

### GDP

2022 **4.0**  
2021 **7.2**  
2020 **-5.4**



### Gross capital investment

2022 **3.8**  
2021 **12.0**  
2020 **-13.7**



### Imports

2022 **2.0**  
2021 **-6.4**  
2020 **1.8**



Source: GTAI Wirtschaftsausblick: Singapur January 2022



www.feriameditech.com

International Health Fair  
CORFERIAS – Bogotá International  
Business and Exhibitions Center  
**BOGOTÁ, COLOMBIA**  
**9 – 12 JULY 2024**

Member of  **MEDICAlliance**



### General information

**Established**  
2008

**Organiser**  
COFERIAS / International  
Business & Exhibition Center of  
Bogota and Messe Düsseldorf  
North America

**Venue**  
CORFERIAS – Bogotá  
International Business and  
Exhibitions Center

**Project management**  
Ana Linda Garibello  
Ryan Klemm

**Contact**  
Brenda Rivera Sanchez  
Tel. +57 501 381 0000 Ext. 5226  
briveras@corferias.com  
Norma Singh  
Tel. +1 (312) 621-5802  
nsingh@mdna.com

**Staging cycle**  
Biennial

### Visitor target groups

- Procurement and supply chain professionals for hospitals and clinics
- Managers, financial and administrative directors of hospitals and clinics
- Healthcare practitioners specialists, Instructors, nurses and physiotherapists
- Medical doctors
- Biomedical engineers, R & D
- Guild officials, universities, associations, government organizations

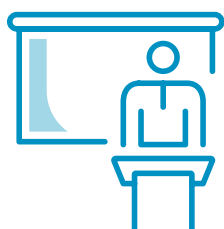
### Main product categories

- Medical, electromedical and surgical equipment
- Disposables, consumables and commodities
- Orthopedic, physiotherapy and rehab technology
- Digital health
- Medical laboratory equipment and technology
- Health care industry services
- Molecular diagnostics/IVD
- Pharmaceuticals and supplies
- IT systems and solutions
- Medical services and publications

## Statistics 2022

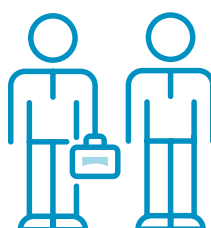
### Total exhibitors

**249**



### Professional visitors

**11,600**



### Total net exhibition area (m<sup>2</sup>)

**5,256**





# Economic data for Colombia

## Future prospects for “Medical Technology”

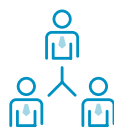
Although the government has so far been able to prevent the corona virus from spreading widely, the downturn in the economy is severe and a recession is likely. Colombia is considered the third largest market for medical technology in Latin America. Originally, annual growth of 6–7 percent was expected until 2023 to reach around USD 1.6 billion.

The country relies on deliveries from abroad in the medical technology sector, which last year saw growth in double figures again for the first time. Opportunities for international companies arise in particular from the great need to modernise public hospitals and private clinics. However, the continuing decline in the value of the peso is limiting spending on imported medical technology.

Further information: [www.minsalud.gov.co](http://www.minsalud.gov.co)

Number of inhabitants (million) in 2020

50.9



Population increase (% p.a.) in 2020

0.9



Average life expectancy at birth (years) in 2019

77.3



Proportion of health expenditure to GDP (%) in 2020

9.0



Doctors/100,000 inhabitants in 2020

220



Hospital beds/100,000 inhabitants in 2020

170



## Market data for “Medical Technology”

1,173

Market volume in US\$ millions (2020)

875,7


Import in US\$ millions (2019)

## Key economic data 2020 to 2022\* as per January 2021

Real change in % in comparison with previous year | \*2022: Forecast

### GDP

2022 **3.8**  
2021 **7.6**  
2020 **-6.8**



### Gross capital investment


2022 **5.5**  
2021 **22**  
2020 **-20.3**



### Imports

2022 **n.a.**  
2021 **-13.1**  
2020 **-17.5**

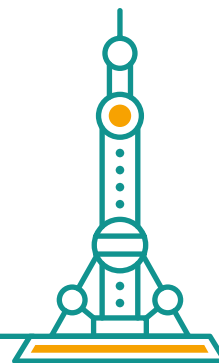




www.rehacare-c.com

# International Trade Fair for Rehabilitation and Care SUZHOU, CHINA 21-23 AUGUST 2024

Member of  MEDICAlliance



## General information

**Established**  
2022

**Organiser**  
Messe Düsseldorf (Shanghai) Co.,  
Ltd. (MDS)

**Venue**  
Suzhou International Expo Center  
Suzhou, China

**Exhibition Management**  
Serena Liu

**Staging cycle**  
Annual

**Contact**  
Cris Zhou, Project Manager  
cris.zhou@mds.cn  
Phone: +86 21 6169 8376

Tracy Yu, Marcom Manager  
tracy.yu@mds.cn  
Phone: +86 21 6169 8336

## Visitor target groups

- Industrial trader/distributor/agent/  
service provider
- Rehabilitation department of public  
hospital/rehabilitation hospital
- Private hospital
- Rehabilitation center
- Retirement home/nursing home/  
welfare home
- Medical store
- Individual buyer
- Rehabilitation technology &  
equipment supplier
- Construction sector/  
construction service
- Investment and financing
- Health insurance
- Government/association
- Civil affairs/disabled persons'  
federation
- University/college
- Media

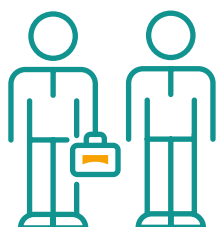
## Main product categories

- Intelligent rehabilitation
- Rehabilitation for children
- Sports rehabilitation
- Communication
- Orthopedic aids
- Rehabilitation equipment & treatment
- Mobility and walking aids
- Barrier-free living
- Medical care

## Statistics 2023

# 9,215

**Visitors**  
including MEDICAL FAIR CHINA



# 28

**High-quality professional  
forums and academic seminars**



# 15,000

**Exhibition space (m<sup>2</sup>)**  
including MEDICAL FAIR CHINA



# Economic data for People's Republic of China

## Future prospects for "Medical Technology"

In China, the economy is recovering faster than expected and is gradually moving into a new post-corona reality. After around 20 percent growth last year, the country is continuing to catch up with the USA, the world's largest medical technology market. The demand for medical technology in China remains huge and ranges from high-end magnetic resonance devices and prostheses to surgical instruments and therapeutic devices. Investments are being made in modernising hospitals, e-health and geriatric care, but also in expanding preventive care. The hitherto good market position of foreign medical technology manufacturers is gradually coming under pressure, as China wants to reduce its hitherto high dependence on imports. Since 2016, China has had an ambitious healthcare program, "Healthy China 2030". The main component is improving the efficiency of healthcare in China.

Further information: [www.camdi.org](http://www.camdi.org)

Number of inhabitants (billion) in 2020

1.4



Population increase (% p.a.) in 2020

0.2



Average life expectancy at birth (years) in 2020

70.7



Proportion of health expenditure to GDP (%) in 2020

5.4



Doctors/100,000 inhabitants in 2017

244



Hospital beds/100,000 inhabitants in 2017

572



## Market data for "Medical Technology"

80,139

Market volume in US\$ millions (2018)

11,246

Import in US\$ millions (2018)

## Key economic data 2018 to 2022\* as per November 2021

Real change in % in comparison with previous year | \*2022: Forecast

### GDP

2022 **5.2**  
2021 **7.9**  
2020 **2.3**



### Gross capital investment

2022 **5.5**  
2021 **6.0**  
2020 **2.9**



### Imports

2022 **n.a.**  
2021 **11.9**  
2020 **7.0**





# MEDICAlliance

## WHERE HEALTHCARE IS GOING

**MEDICA DÜSSELDORF 11 – 14 November 2024**

**COMPAMED DÜSSELDORF 11 – 14 November 2024**

**REHACARE DÜSSELDORF 25 – 28 September 2024**

**FAMDENT SHOW MUMBAI 31 May – 2 June 2024**

**MEDICAL FAIR ASIA SINGAPORE 11 – 13 September 2024**

**MEDICAL FAIR BRASIL SÃO PAULO 2024**

**MEDICAL FAIR CHINA SUZHOU 21 – 23 August 2024**

**MEDICAL FAIR INDIA MUMBAI 2026**

**MEDICAL FAIR INDIA NEW DELHI 20 – 22 March 2025**

**MEDICAL FAIR THAILAND BANGKOK 10 – 12 September 2025**

**MEDICAL MANUFACTURING ASIA SINGAPORE 11 – 13 September 2024**

**MEDITECH BOGOTÁ 9 – 12 July 2024**

**REHACARE CHINA SUZHOU 21 – 23 August 2024**

JOIN MORE  
THAN 400,000  
MEDICAL EXPERTS  
AT OUR TRADE FAIRS  
WORLDWIDE

You will always find updated dates here:  
**[www.medicalalliance.global](http://www.medicalalliance.global)**

Messe Düsseldorf GmbH  
Postfach 10 10 06 \_ 40001 Düsseldorf \_ Germany  
Tel. +49 211 4560-01 \_ Fax +49 211 4560-668  
[www.messe-duesseldorf.de](http://www.messe-duesseldorf.de)

  
**Messe  
Düsseldorf**