




Scientific Conferences & Trade Fairs
**BOMBAY EXHIBITION
CENTRE, MUMBAI***
29 – 31 MAY 2020



www.famdent.com

Member of  **MEDICAlliance**

*Further satellite events in Hyderabad, Pune, Indore and Nagpur

General information

Established
2005

Organiser
Messe Düsseldorf India Pvt. Ltd.

Project management
Messe Düsseldorf India Pvt. Ltd.

Venue
Bombay Exhibition Centre
Mumbai, India

Staging cycle
Annual

Contact
Cheryl Fernandes
FernandesC@md-india.com
Phone: +91 22 66789933

Visitor target groups

- Practicing Dentists
- Dealers & labs
- Students
- others

Main product categories

- Dental dealers
- Manufacturers
- Importers of dental equipment
- Instruments and consumables
- Service providers like software, continuing dental education providers

Statistics 2019

Total exhibitors

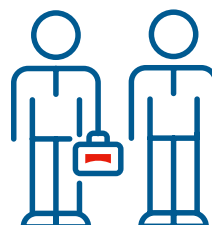
400

Domestic **220**
Foreign **180**



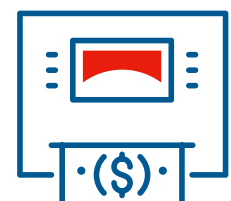
Total visitors

13,500



Total net exhibition area (m²)

4,100



Economic data for India

Future prospects for "Medical Technology"

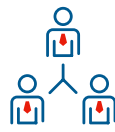
India will remain one of the fastest growing markets for medical technology in the world in the long term. Planned investments in hospital expansion and the introduction of state health insurance for lower income groups will further boost demand for medical products. On the basis of a current market volume of up to USD 6 billion, industry experts expect an average annual growth of 20 per cent. This is due solely to the size of the population and the enormous backlog demand. Benefiting from this growth will be primarily international manufacturers, as their dependence on imports remains high at over 70 per cent.

Source: GTAI, Branche kompakt: Medizintechnik (Medical Technology)

Further information: www.aimedindia.com

Number of inhabitants (billion) in 2016

1.3



Proportion of health expenditure to GDP (%) in 2016

4.8



Population increase (% p.a.) in 2016

1.2



Doctors/100,000 inhabitants in 2016

80



Average life expectancy at birth (years) in 2016

68



Hospital beds/100,000 inhabitants in 2017

130



Market data for "Medical Technology"

2,925

Market volume in US\$ millions (2015)

2,493


Import in US\$ millions (2015)

Key economic data 2016 to 2019*

Real change in % in comparison with previous year | *2018 and 2019: Forecast | Source: GTAI, Branchen kompakt: Medizintechnik (Medical Technology)

GDP

2019 **6.8**
2018 **7.2**
2017 **8.2**



Gross capital investment

2019 **10.0**
2018 **9.3**
2017 **8.3**



Imports

2019 **13.5**
2018 **23.8**
2017 **-8.1**



MEDICAlliance
www.medicalalliance.global

Messe Düsseldorf GmbH
Postfach 10 10 06 _ 40001 Düsseldorf _ Germany
Tel. +49 211 4560-01 _ Fax +49 211 4560-668

www.messe-duesseldorf.de



**Messe
Düsseldorf**