




Scientific Conferences & Trade Fairs
**BOMBAY EXHIBITION
CENTRE, MUMBAI***
5-7 MARCH 2021



www.famdent.com

Member of  **MEDICAlliance**

*Further satellite events in Hyderabad, Pune, Indore and Nagpur

General information

Established
2005

Organiser
Messe Düsseldorf India Pvt. Ltd.

Project management
Messe Düsseldorf India Pvt. Ltd.

Venue
Bombay Exhibition Centre
Mumbai, India

Staging cycle
Annual

Contact
Rajeev Naresh
NareshR@md-india.com

Visitor target groups

- Practicing Dentists
- Dealers & labs
- Students
- others

Main product categories

- Dental dealers
- Manufacturers
- Importers of dental equipment
- Instruments and consumables
- Service providers like software, continuing dental education providers

Statistics 2019

Total exhibitors

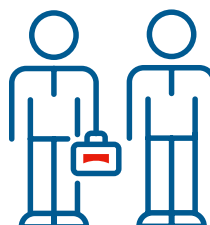
400

Domestic **220**
Foreign **180**



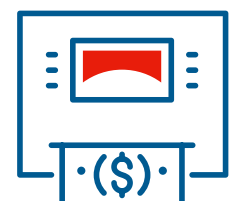
Total visitors

13,500



Total net exhibition area (m²)

4,100



Economic data for India

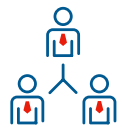
Future prospects for "Medical Technology"

In the long term, India remains one of the fastest growing markets for medical technology worldwide. However, the healthcare system is currently inadequately prepared for the pandemic. There are too few testing stations, laboratories, quarantine facilities and intensive care beds with respiration equipment. Accelerated by the pandemic, India plans to set up an additional 3 million hospital beds by 2025, investing a total of around USD 200 billion in state hospital infrastructure. The market remains lucrative for international manufacturers, as the import quota for medical technology products remains at a high level of 70 percent.

Further information: www.aimedindia.com

Number of inhabitants (billion) in 2019

1.4



Proportion of health expenditure to GDP (%) in 2016

4.8



Population increase (% p.a.) in 2016

1.2



Doctors/100,000 inhabitants in 2017

80



Average life expectancy at birth (years) in 2016

68



Hospital beds/100,000 inhabitants in 2017

500



Market data for "Medical Technology"

2,925

Market volume in US\$ millions (2015)

2,493


Import in US\$ millions (2015)

Key economic data 2018/19 to 2020/21* as per November 2019

Real change in % in comparison with previous year | *2020 and 2021: Forecast

GDP

2020/21	7.0
2019/20	6.1
2018/19	6.8



Gross capital investment

2020/21	8.0
2019/20	6.0
2018/19	10.0



Imports

2020/21	7.1
2019/20	7.5
2018/19	9.0



Sources: GTAI Special Coronavirus Indien, 03.06.2020 and GTAI Branche kompakt: Indien Gesundheitswesen, 23.07.2018



MEDICAlliance
www.medicalalliance.global

Messe Düsseldorf GmbH
Postfach 10 10 06 _ 40001 Düsseldorf _ Germany
Tel. +49 211 4560-01 _ Fax +49 211 4560-668

www.messe-duesseldorf.de



**Messe
Düsseldorf**