




Scientific Conferences & Trade Fairs  
**BOMBAY EXHIBITION  
CENTRE, MUMBAI\***  
**11 – 13 FEBRUARY 2022**



www.famdent.com

Member of  **MEDICAlliance**

\*Further satellite events in Hyderabad, Pune, Indore and Nagpur

### General information

**Established**  
2005

**Organiser**  
Messe Düsseldorf India Pvt. Ltd.

**Project management**  
Messe Düsseldorf India Pvt. Ltd.

**Venue**  
Bombay Exhibition Centre,  
Mumbai, India

**Staging cycle**  
Annual

**Contact**  
Rajeev Naresh  
NareshR@md-india.com

### Visitor target groups

- Practicing Dentists
- Dealers & labs
- Students
- others

### Main product categories

- Dental dealers
- Manufacturers
- Importers of dental equipment
- Instruments and consumables
- Service providers like software, continuing dental education providers

## Statistics 2019

### Total exhibitors

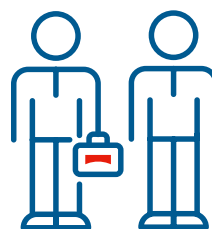
**400**

Domestic **220**  
Foreign **180**



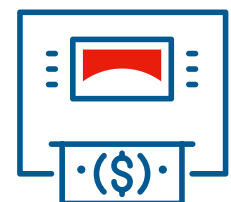
### Total visitors

**13,500**



### Total net exhibition area (m<sup>2</sup>)

**4,100**



When reading the figures for the different years, please note that all MEDICAlliance events firstly take place in different rotations and secondly have been partially replaced by digital formats due to the COVID-19 pandemic.

# Economic data for India

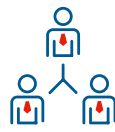
## Future prospects for "Medical Technology"

In the long term, India remains one of the fastest growing markets for medical technology worldwide. However, the healthcare system is currently inadequately prepared for the pandemic. There are too few testing stations, laboratories, quarantine facilities and intensive care beds with respiration equipment. Accelerated by the pandemic, India plans to set up an additional 3 million hospital beds by 2025, investing a total of around USD 200 billion in state hospital infrastructure. The market remains lucrative for international manufacturers, as the import quota for medical technology products remains at a high level of 70 percent.

Further information: [www.aimedindia.com](http://www.aimedindia.com)

Number of inhabitants (billion) in 2019

1.4



Proportion of health expenditure to GDP (%) in 2016

4.8



Population increase (% p.a.) in 2016

1.2



Doctors/100,000 inhabitants in 2017

80



Average life expectancy at birth (years) in 2016

68



Hospital beds/100,000 inhabitants in 2017

500



## Market data for "Medical Technology"

2,925

Market volume in US\$ millions (2015)

2,493


Import in US\$ millions (2015)

## Key economic data 2018/19 to 2020/21\* as per November 2019

Real change in % in comparison with previous year | \*2020 and 2021: Forecast

### GDP

2020/21	7.0
2019/20	6.1
2018/19	6.8



### Gross capital investment

2020/21	8.0
2019/20	6.0
2018/19	10.0



### Imports

2020/21	7.1
2019/20	7.5
2018/19	9.0



Sources: GTAI Special Coronavirus Indien, 03.06.2020 and GTAI Branche kompakt: Indien Gesundheitswesen, 23.07.2018



**MEDICAlliance**  
www.medicalalliance.global

Messe Düsseldorf GmbH  
Postfach 10 10 06 \_ 40001 Düsseldorf \_ Germany  
Tel. +49 211 4560-01 \_ Fax +49 211 4560-668

[www.messe-duesseldorf.de](http://www.messe-duesseldorf.de)



**Messe  
Düsseldorf**