




www.famdent.com

Scientific Conferences & Trade Fairs
**BOMBAY EXHIBITION
CENTRE, MUMBAI***
23-25 MAY 2025

Member of  **MEDICAlliance**



*Further satellite event in Hyderabad

General information

Established
2005

Organiser
Messe Düsseldorf India Pvt. Ltd.

Project management
Messe Düsseldorf India Pvt. Ltd.

Venue
Bombay Exhibition Centre,
Mumbai, India

Staging cycle
Annual

Contact
Adarsh Verma
VermaA@md-india.com
Phone: +91 124 4544 507

Visitor target groups

- Practicing Dentists
- Dealers & labs
- Students
- others


Main product categories

- Dental dealers
- Manufacturers
- Importers of dental equipment
- Instruments and consumables
- Service providers like software, continuing dental education providers

Statistics 2023

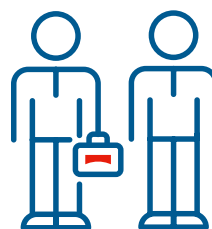
Total exhibitors

153



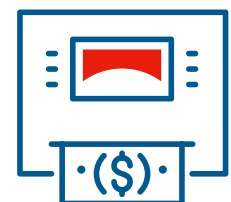
Total visitors

10,408



Gross space (m²)

8,100



Economic data for India

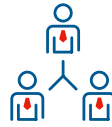
Future prospects for “Medical Technology”

In the long term, India remains one of the fastest growing markets for medical technology worldwide. However, the healthcare system is currently inadequately prepared for the pandemic. There are too few testing stations, laboratories, quarantine facilities and intensive care beds with respiration equipment. Accelerated by the pandemic, India plans to set up an additional 3 million hospital beds by 2025, investing a total of around USD 200 billion in state hospital infrastructure. The market remains lucrative for international manufacturers, as the import quota for medical technology products remains at a high level of 70 percent.

Further information: www.aimedindia.com

Number of inhabitants (billion) in 2021

1.4



Proportion of health expenditure to GDP (%) in 2019

3.0



Population increase (% p.a.) in 2021

1.0



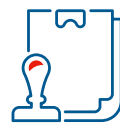
Doctors/100,000 inhabitants in 2020

80



Average life expectancy at birth (years) in 2020

70



Hospital beds/100,000 inhabitants in 2020

500



Market data for “Medical Technology”

10,360

Market volume in US\$ millions (2020)

2,403


Import in US\$ millions (2020)

Key economic data 2020 to 2022 as per November 2021

Real change in % in comparison with previous year

GDP

2022 **8.5**
2021 **7.0**
2020 **6.1**



Gross capital investment

2022 **8.9**
2021 **8.0**
2020 **6.0**



Imports

2022 **7.1**
2021 **7.1**
2020 **7.5**



Sources: GTAI Branche kompakt: Indien Gesundheitswesen Medizintechnik, December 2021
The GlobalEconomic – Die Weltbank



MEDICAlliance
www.medicalliance.global



Messe Düsseldorf GmbH
P.O. Box 1010 06
40001 Düsseldorf, Germany
Tel. +49 211 4560-01
Fax +49 211 4560-668
www.messe-duesseldorf.de

M
Messe
Düsseldorf