

MEDICA

Leading International Trade Fair

DÜSSELDORF, GERMANY
18 – 21 NOVEMBER 2019

www.medica.de

Member of  **MEDICAlliance**

General information



Established
1969



Project management
Paolo Bonvecchio
Christian Bigge
Claudio Bucchi
Sebastian Helwig
Vanessa Klein
Udo Wiemann



Contact
Paolo Bonvecchio
BonvecchioP@messe-duesseldorf.de



Organiser
Messe Düsseldorf GmbH



Staging cycle
Annual



Venue
Exhibition Centre and Congress
Center Düsseldorf, Germany



Co-located exhibition
COMPAMED

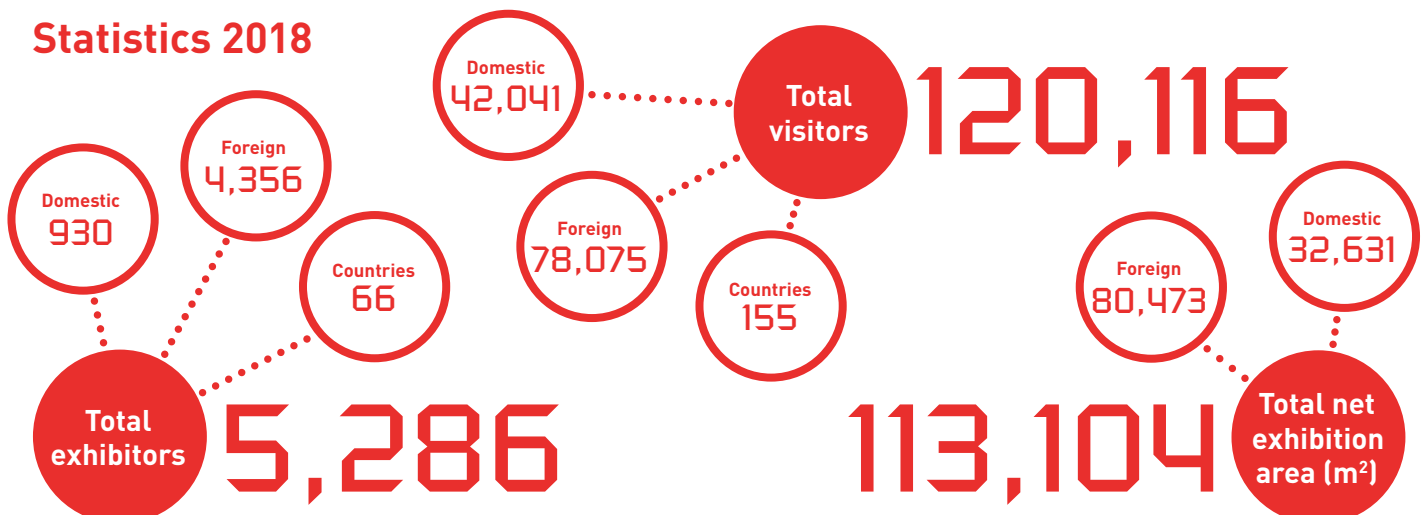
Visitor target groups

- General practitioners
- Hospital doctors
- Hospital managers
- Hospital nursing staff
- Hospital technical managers
- Laboratory managers
- Physiotherapists
- Medical trade
- Medical industry
- Medical assistants (hospital, doctor's surgery, laboratory)
- Hospital operators

Main product categories

Electromedicine and medical technology
Laboratory equipment
Diagnostic tests
Physiotherapy and orthopaedic technology
Commodities and consumer goods
Information and communication technology
Medical services and publications

Statistics 2018



MEDICAlliance

Economic data for Germany



Future prospects for “Medical Technology”

The German manufacturers of medical technology drew a positive balance for 2018 according to the industry association SPECTARIS e. V.: For the first time, the Euro 30 billion turnover limit was broken with a total turnover of Euro 30.28 billion. For the current year, a further increase in turnover of 2 to 3 per cent is expected. This means that medical technology remains an above-average driving force of the German economy.

Source: SPECTARIS e.V. Press release from 04 June 2019
 Further information: www.zvei.de | www.spectaris.de | www.bvmed.de

Market data for “Medical Technology”

Turnover in € millions

2017

29,930

2018

30,280

2019

Forecast

+2-3%

Outline data

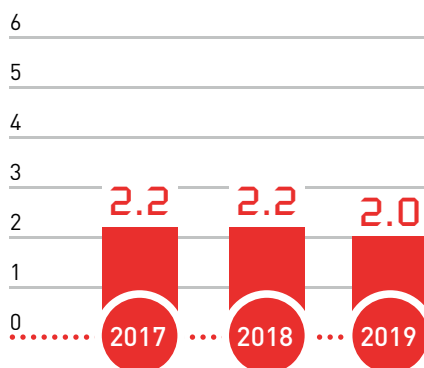
	Number of inhabitants (million)	82.9	2018
	Population increase (% p.a.)	-0.2	2018
	Average life expectancy at birth (years)	80.8	2017
	Proportion of health expenditure to GDP (%)	11.5	2017
	Doctors/100,000 inhabitants	426	2017
	Hospital beds/100,000 inhabitants	602	2017

Source: Statistisches Bundesamt

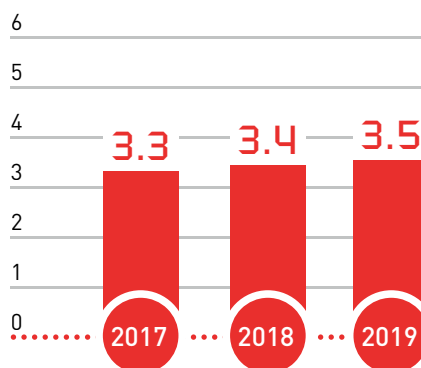
Key economic data 2017 to 2019*

Real change in % in comparison with previous year | *2018 and 2019: Forecast | Source: Germany Trade & Invest, www.gtai.com

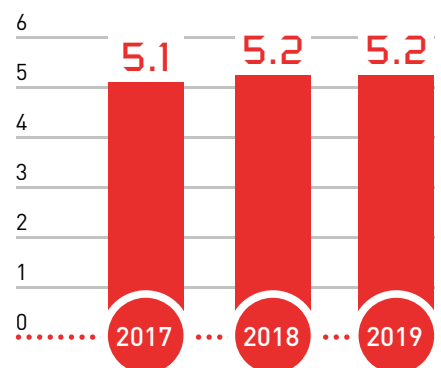
GDP



Gross capital investment



Export (only goods)



MEDICAlliance

Messe Düsseldorf GmbH
 Postfach 10 10 06 _ 40001 Düsseldorf _ Germany
 Tel. +49 211 4560-01 _ Fax +49 211 4560-668
www.messe-duesseldorf.de



Messe
 Düsseldorf