




Leading International Trade Fair

DÜSSELDORF, GERMANY
16 – 19 NOVEMBER 2020



www.medica.de

Member of  **MEDICAlliance**

General information

Established
1969

Organiser
Messe Düsseldorf GmbH

Venue
Exhibition Centre and Congress
Center Düsseldorf, Germany

Staging cycle
Annual

Project management
Paolo Bonvecchio
Christian Bigge
Claudio Bucchi
Sebastian Helwig
Vanessa Klein
Udo Wiemann

Contact
Paolo Bonvecchio
BonvecchioP@messe-duesseldorf.de

Co-located exhibition
COMPAMED

Visitor target groups

- General practitioners
- Hospital doctors
- Hospital managers
- Hospital nursing staff
- Hospital technical managers
- Laboratory managers
- Physiotherapists
- Medical trade
- Medical industry
- Medical assistants (hospital,
doctor's surgery, laboratory)
- Hospital operators

Main product categories

Electromedical equipment/
Medical technology

Laboratory technology

Diagnostic tests

Physiotherapy/
Orthopaedic technology

Commodities and
consumer goods

Information and
communication technology

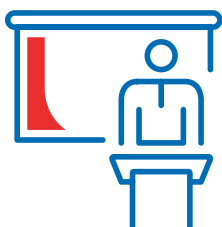
Medical services
and publications

Statistics 2019

Total exhibitors

5,598

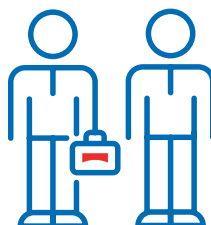
Domestic **894**
Foreign **4,704**
Countries **69**



Total visitors

121,369

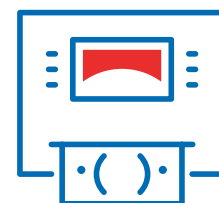
Domestic **37,624**
Foreign **83,745**
Countries **176**



Total net exhibition area (m²)

114,538

Domestic **29,284**
Foreign **85,254**



Economic data for Germany

Future prospects for "Medical Technology"

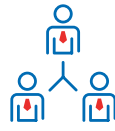
The German manufacturers of medical technology drew a positive balance for 2018 according to the industry association SPECTARIS e. V.: For the first time, the Euro 30 billion turnover limit was broken with a total turnover of Euro 30.28 billion. For the current year, a further increase in turnover of 2 to 3 per cent is expected. This means that medical technology remains an above-average driving force of the German economy.

Source: SPECTARIS e.V. Press release from 04. June 2019

Further information:
www.zvei.de | www.spectaris.de | www.bvmed.de

Number of inhabitants (million) in 2018

82.9



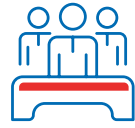
Proportion of health expenditure to GDP (%) in 2017

11.5



Population increase (% p.a.) in 2018

-0.2



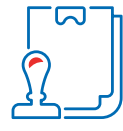
Doctors/100,000 inhabitants in 2017

426



Average life expectancy at birth (years) in 2017

80.8



Hospital beds/100,000 inhabitants in 2017

602



Market data for "Medical Technology"

Turnover in € millions

29,930

2017

30,280

2018

+ 2-3%


2019 Forecast

Key economic data 2017 to 2019*

Real change in % in comparison with previous year | *2018 and 2019: Forecast | Source: Germany Trade & Invest, www.gtai.com

GDP

2019 2.0
 2018 2.2
 2017 2.2



Gross capital investment

2019 3.5
 2018 3.4
 2017 3.3



Export (only goods)

2019 5.2
 2018 5.2
 2017 5.1



MEDICAlliance
www.medicalalliance.global

Messe Düsseldorf GmbH
 Postfach 10 10 06 _ 40001 Düsseldorf _ Germany
 Tel. +49 211 4560-01 _ Fax +49 211 4560-668

www.messe-duesseldorf.de



**Messe
 Düsseldorf**