











Member of  **MEDICAlliance**

International Exhibition
on Hospital, Diagnostic,
Pharmaceutical, Medical
& Rehabilitation Equipment
& Supplies

9–11 SEPTEMBER 2020
SINGAPORE

GENERAL INFORMATION

	Established	1997
	Organiser	Messe Düsseldorf Asia Pte. Ltd.
	Project management	Daphne Yeo
	Contact	Daphne Yeo, medicalfair-asia@mda.com.sg Phone: +65 6332 9620 Christian Bigge, BiggeC@messe-duesseldorf.de Phone: +49 211 4560 573
	Staging cycle	Biennial
	Venue	The Sands Expo & Convention Centre Marina Bay Sands, Singapore
	Co-located exhibition	MEDICAL MANUFACTURING ASIA
	Website	www.medicalfair-asia.com

VISITOR TARGET GROUPS

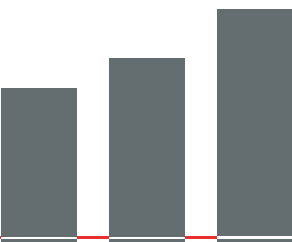
- Biologists, biochemists, technicians
- Care services and self-help groups
- Dispensing chemists, pharmacists
- Doctors (surgeries and hospital)
- Elderly care/homecare centres
- Emergency relief organisations
- Health ministry officials
- Hospital managers and employees
- Hospital technicians
- In-home nursing care
- Nursing officers
- Organisations for the disabled
- Physiotherapists/occupational therapists
- Rehabilitation organisations, nursing homes
- Visitors from industry and commerce



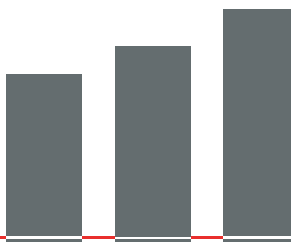
MAIN PRODUCT CATEGORIES

Accident and emergency equipment	Laboratory equipment
Building technology and services	Medical furniture and equipment
Catering and kitchen equipment	Medical consumables
Communication, IT and connected health	Ophthalmic supplies
Dental equipment and supplies	Pharmaceutical supplies
Diagnostics	Rehabilitation equipment/orthopaedic supplies
Disinfection and disposal systems	Services and publications
Electromedical equipment/medical technology	
Fabrics/laundry	

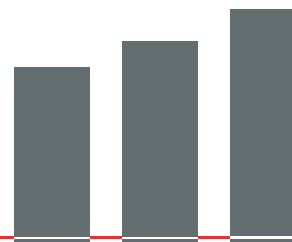
STATISTICS



	2014	2016	2018
Total exhibitors	687	827	1,053
Domestic	101	93	117
Foreign	586	734	936
Countries	38	40	62



	2014	2016	2018
Total net exhibition area (m²)	5,494	6,473	7,696



	2014	2016	2018
Total visitors	10,504	12,107	14,067

For further information, visit: www.medicalfair-asia.com

MEDICAlliance

Economic data for Singapore

FUTURE PROSPECTS FOR “MEDICAL TECHNOLOGY”

The highly developed and largely saturated market for medical technology in Singapore should continue to expand in the medium term, with rates in the double digits in some cases. It is primarily public hospital projects that are ensuring sustained growth. The RMI Research Group expects annual growth of 11 per cent by 2020 and a market volume of around USD 858 million. The bulk of medical technology is imported, so that there are still excellent opportunities for international manufacturers.

Source: GTAI, Branchen kompakt: Medizintechnik (Medical Technology)
Further information: www.smfederation.org.sg

MEDICAL FAIR ASIA
MEDICAL MANUFACTURING ASIA



MARKET DATA FOR “MEDICAL TECHNOLOGY”

in US\$ millions (2015)

Market volume
0,509

Import
3,500

OUTLINE DATA

Number of inhabitants (million) **5.5** (2015)

Population increase (% p.a.) **1.2** (2015)

Average life expectancy at birth (years) **83** (2015)

Proportion of health expenditure to GDP (%) **4.9** (2014)

Doctors / 100,000 inhabitants **225** (2015)

Hospital beds / 100,000 inhabitants **244** (2015)

KEY ECONOMIC DATA 2017 to 2019*

Real change in % in comparison with previous year | *2018 and 2019: Forecast | Source: GTAI, Branchen kompakt: Medizintechnik (Medical Technology)

