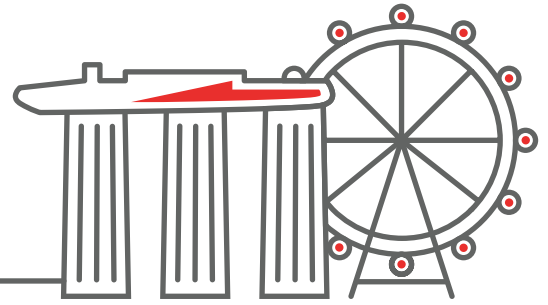




International Exhibition on Hospital,
Diagnostic, Pharmaceutical, Medical &
Rehabilitation Equipment & Supplies

MARINA BAY SANDS, SINGAPORE
31 AUG. – 2 SEPT. 2022



www.medicalfair-asia.com

Member of  **MEDICAlliance**

General information

Established
1997

Organiser
Messe Düsseldorf Asia Pte. Ltd.

Venue
The Sands Expo & Convention
Centre, Marina Bay Sands,
Singapore

Project management
Daphne Yeo

Contact
Daphne Yeo
medicalfair-asia@mda.com.sg
Phone: +65 6332 9620
Christian Bigge
BiggeC@messe-duesseldorf.de
Phone: +49 211 4560 573

Staging cycle
Biennial

Co-located exhibition
MEDICAL MANUFACTURING ASIA

Visitor target groups

- Biologists, biochemists, technicians
- Care services and self-help groups
- Dispensing chemists, pharmacists
- Doctors (surgeries and hospital)
- Elderly care/homecare centres
- Emergency relief organisations
- Health ministry officials
- Hospital managers and employees
- Hospital technicians
- In-home nursing care
- Nursing officers
- Organisations for the disabled
- Physiotherapists/occupational therapists
- Rehabilitation organisations, nursing homes
- Visitors from industry and commerce


Main product categories

- Accident and emergency equipment
- Building technology and services
- Catering and kitchen equipment
- Communication, IT and connected health
- Dental equipment and supplies
- Diagnostics
- Disinfection and disposal systems
- Electromedical equipment/medical technology
- Fabrics/laundry
- Laboratory equipment
- Medical furniture and equipment
- Medical consumables
- Ophthalmic supplies
- Pharmaceutical supplies
- Rehabilitation equipment/orthopaedic supplies
- Services and publications

Physical MEDICAL FAIR ASIA 2018:

Total exhibitors **Total visitors**
1,053 **14,067**
Domestic **117**
Foreign **936**
Countries **62**

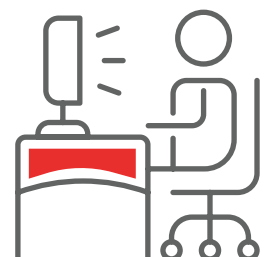
Total net exhibition area (m²)
7,696



Digital Edition MEDICAL FAIR ASIA 2020:

More than **More than**
8,457 **345**
unique users **exhibitors**
from 92 nations **from 38 nations**

Session Views
48,000



When reading the figures for the different years, please note that all MEDICAlliance events firstly take place in different rotations and secondly have been partially replaced by digital formats due to the COVID-19 pandemic.

Economic data for Singapore

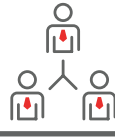
Future prospects for “Medical Technology”

Singapore has one of the best healthcare systems in the world and is willing to pay a quite a bit for it. Singapore’s medical technology industry is expected to continue to grow at a rate in double figures in the coming years. Numerous new hospital buildings – the government plans to provide up to 5,000 additional hospital beds and build a new national cancer centre by 2030 – as well as the aging population with its diseases are continuing to boost demand. The import quota remains high, so that international manufacturers of medical technology continue to enjoy excellent business opportunities.

Further information: www.smfederation.org.sg

Number of inhabitants (million) in 2017

5.6



Proportion of health expenditure to GDP (%) in 2016

4.2



Population increase (% p.a.) in 2017

1.8



Doctors/100,000 inhabitants in 2016

227



Average life expectancy at birth (years) in 2017

84



Hospital beds/100,000 inhabitants in 2016

249



Market data for “Medical Technology”

2,557

Market volume in US\$ millions (2017)

9,651


Import in US\$ millions (2017)

Key economic data 2018 to 2020* as per December 2019

Real change in % in comparison with previous year | *2019 and 2020: Forecast

GDP

2020 1.0
2019 0.5
2018 3.2



Gross capital investment

2020 1.0
2019 3.8
2018 -2.1



Imports

2020 1.0
2019 -1.8
2018 13.3



Source: GTAI Branche kompakt: Singapur Gesundheitswesen, 31.10.2018



MEDICAlliance
www.medicalliance.global

Messe Düsseldorf GmbH
Postfach 10 10 06 _ 40001 Düsseldorf _ Germany
Tel. +49 211 4560-01 _ Fax +49 211 4560-668
www.messe-duesseldorf.de

