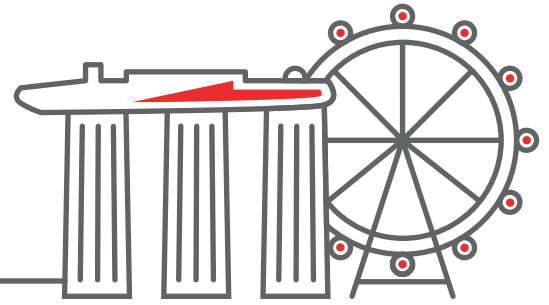




International Exhibition on Hospital,
Diagnostic, Pharmaceutical, Medical &
Rehabilitation Equipment & Supplies
MARINA BAY SANDS, SINGAPORE
11 – 13 SEPTEMBER 2024



www.medicalfair-asia.com

Member of  **MEDICAlliance**

General information

Established
1997

Organiser
Messe Düsseldorf Asia Pte. Ltd.

Venue
The Sands Expo & Convention
Centre, Marina Bay Sands,
Singapore

Project management
Daphne Yeo

Contact
Daphne Yeo
medicalfair-asia@mda.com.sg
Phone: +65 6332 9620
Christian Bigge
BiggeC@messe-duesseldorf.de
Phone: +49 211 4560 573

Staging cycle
Biennial

Co-located exhibition
MEDICAL MANUFACTURING ASIA

Visitor target groups

- Biologists, biochemists, technicians
- Care services and self-help groups
- Dispensing chemists, pharmacists
- Doctors (surgeries and hospital)
- Elderly care/homecare centres
- Emergency relief organisations
- Health ministry officials
- Hospital managers and employees
- Hospital technicians
- In-home nursing care
- Nursing officers
- Organisations for the disabled
- Physiotherapists/occupational therapists
- Rehabilitation organisations, nursing homes
- Visitors from industry and commerce

Main product categories

- Accident and emergency equipment
- Building technology and services
- Catering and kitchen equipment
- Communication, IT and connected health
- Dental equipment and supplies
- Diagnostics
- Disinfection and disposal systems
- Electromedical equipment/ medical technology
- Fabrics/laundry
- Laboratory equipment
- Medical furniture and equipment
- Medical consumables
- Ophthalmic supplies
- Pharmaceutical supplies
- Rehabilitation equipment/ orthopaedic supplies
- Services and publications


Physical MEDICAL FAIR ASIA 2018:

Total exhibitors
1,053

Total visitors
14,067

Domestic **117**
Foreign **936**
Countries **62**

Total net exhibition area (m²)
7,696

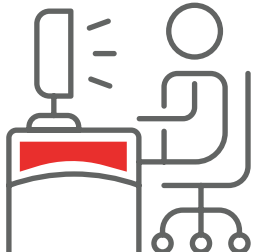


Digital Edition MEDICAL FAIR ASIA 2020:

More than
8,457
unique users
from **92** nations

More than
345
exhibitors
from **38** nations

Session Views
48,000



When reading the figures for the different years, please note that all MEDICAlliance events firstly take place in different rotations and secondly have been partially replaced by digital formats due to the COVID-19 pandemic.

Economic data for Singapore

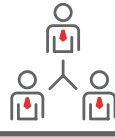
Future prospects for “Medical Technology”

Singapore has one of the best healthcare systems in the world and is willing to pay a quite a bit for it. Singapore’s medical technology industry is expected to continue to grow at a rate in double figures in the coming years. Numerous new hospital buildings – the government plans to provide up to 5,000 additional hospital beds and build a new national cancer centre by 2030 – as well as the aging population with its diseases are continuing to boost demand. The import quota remains high, so that international manufacturers of medical technology continue to enjoy excellent business opportunities.

Further information: www.smfederation.org.sg

Number of inhabitants (million) in 2021

5.9



Proportion of health expenditure to GDP (%) in 2021

4.5



Population increase (% p.a.) in 2021

0.8



Doctors/100,000 inhabitants in 2021

228



Average life expectancy at birth (years) in 2021

85



Hospital beds/100,000 inhabitants in 2020

250



Market data for “Medical Technology”

18,000

Market volume in US\$ millions (2020)

50,000


Import in US\$ millions (2029)

Key economic data 2020 to 2022* as per January 2022

Real change in % in comparison with previous year | *2022: Forecast

GDP

2022 4.0
2021 7.2
2020 -5.4



Gross capital investment

2022 3.8
2021 12.0
2020 -13.7



Imports

2022 2.0
2021 -6.4
2020 1.8



Source: GTAI Wirtschaftsausblick: Singapur January 2022



MEDICAlliance
www.medicalliance.global

Messe Düsseldorf GmbH
Postfach 10 10 06 _ 40001 Düsseldorf _ Germany
Tel. +49 211 4560-01 _ Fax +49 211 4560-668
www.messe-duesseldorf.de

**Messe
Düsseldorf**