



**MEDICAlliance**

# KEY FACTS AND ECONOMIC DATA

**MEDICA DÜSSELDORF**

**COMPAMED DÜSSELDORF**

**REHACARE DÜSSELDORF**

**INTEGRATION MOSCOW**

**MEDICAL FAIR ASIA SINGAPORE**

**MEDICAL FAIR CHINA SUZHOU**

**MEDICAL FAIR INDIA MUMBAI**

**MEDICAL FAIR INDIA NEW DELHI**

**MEDICAL FAIR THAILAND BANGKOK**

**MEDICAL MANUFACTURING ASIA SINGAPORE**

**MEDICAL WORLD AMERICAS HOUSTON**

Strategic Co-operations:

**HOSPITALAR SÃO PAULO**

**MEDITECH BOGOTÁ**

**ZDRAVOOKHRANENIYE MOSCOW**

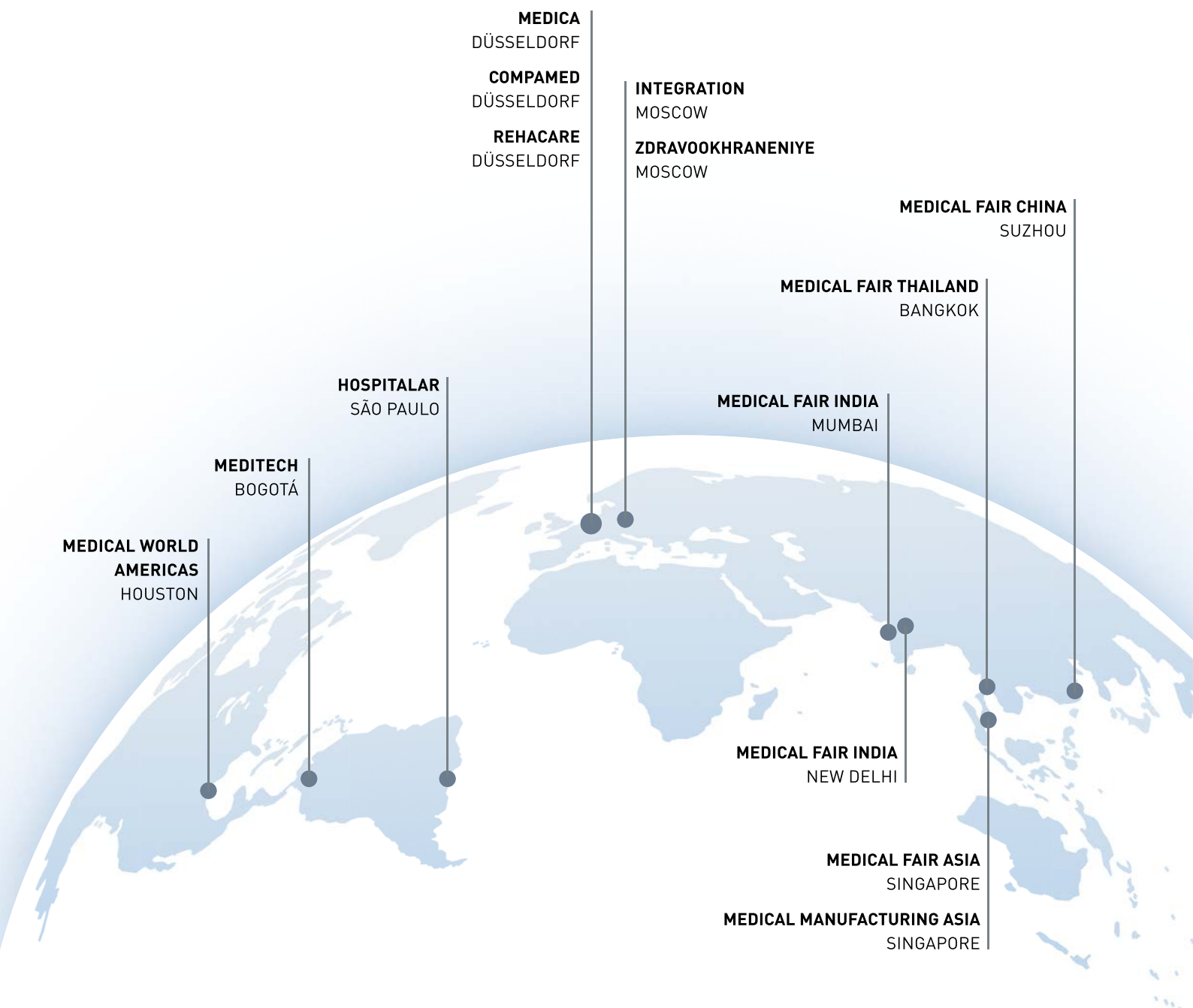
[www.medicalalliance.global](http://www.medicalalliance.global)



# JOIN US AROUND THE WORLD

MEDICAlliance is your partner for medical trade fairs worldwide.

Be part of the global network of Messe Düsseldorf and join us in Bangkok, Bogotá, Houston, Moscow, Mumbai, New Delhi, São Paulo, Suzhou and Singapore!



## WHERE HEALTHCARE IS GOING











Member of  **MEDICAlliance**

## WORLD FORUM FOR MEDICINE

12 – 15 NOVEMBER 2018  
DÜSSELDORF | GERMANY

## GENERAL INFORMATION

	<b>Established</b>	1969
	<b>Organiser</b>	Messe Düsseldorf GmbH
	<b>Project management</b>	Paolo Bonvecchio, Christian Bigge, Claudio Bucchi, Vanessa Klein, Carolin Krebs, Udo Wiemann
	<b>Contact</b>	Paolo Bonvecchio BonvecchioP@messe-duesseldorf.de
	<b>Staging cycle</b>	Annual
	<b>Venue</b>	Exhibition Centre and Congress Center Düsseldorf, Germany
	<b>Co-located exhibition</b>	COMPAMED
	<b>Website</b>	<a href="http://www.medica-tradefair.com">www.medica-tradefair.com</a>

## VISITOR TARGET GROUPS

- General practitioners
- Hospital doctors
- Hospital managers
- Hospital nursing staff
- Hospital technical managers
- Laboratory managers
- Physiotherapists
- Medical trade
- Medical industry
- Medical assistants (hospital, doctor's surgery, laboratory)
- Hospital operators



## MAIN PRODUCT CATEGORIES

- Electromedicine / medical technology
- Laboratory equipment
- Diagnostics
- Physiotherapy / orthopaedic technology
- Commodities and consumer goods
- Information and communication technology
- Medical services and publications

## STATISTICS

	2015	2016	2017
<b>Total exhibitors</b>	4,977	5,119	5,148
Domestic	1,056	1,024	950
Foreign	3,921	4,095	4,198
Countries	70	70	70

	2015	2016	2017
<b>Total net exhibition area (m²)</b>	116,738	115,004	114,381

	2015	2016	2017
<b>Total visitors</b>	130,123	127,781	123,500

For further information, visit: [www.medica-tradefair.com](http://www.medica-tradefair.com)

# Economic data for Germany

## FUTURE PROSPECTS FOR "MEDICAL TECHNOLOGY"

According to the assessment of the industrial association SPECTARIS, the German medical-technology industry will be able to continue its growth course in 2017 as well, and it thus makes an important contribution to the achievement of Germany's economic policy objectives. The association reckons with an increase in turnover of at least 4 per cent for the current year; in 2016, a turnover exceeding 28 billion euros was achieved, almost two thirds thereof abroad. Experts expect an average annual increase in the global market for medical technology by about 6 per cent until 2025 – the German manufacturers, as the third-largest producer of medical technology worldwide, will at least grow as fast as the market according to SPECTARIS. The demographic development, the still increasing importance of health as an asset, as well as an increased demand in particular from the emerging markets will remain the most important market drivers. Individualised medicine and the digitisation of the healthcare system continue to produce a positive climate in the industry.

Sources: GTAI, Branchen kompakt: Medizintechnik (Medical Technology)  
SPECTARIS, press release from 16 March 2017  
Further information: [www.zvei.de](http://www.zvei.de) | [www.spectaris.de](http://www.spectaris.de) | [www.bvmed.de](http://www.bvmed.de)



## MARKET DATA FOR "MEDICAL TECHNOLOGY"

in € millions (2016\*\*)

Market volume

**29,190**

Export

**18,610**

\*\*Forecast; Source: SPECTARIS e. V.

### OUTLINE DATA



Number of inhabitants (million) **82.7** (2016)



Population increase (% p.a.) **-0.2** (2016)



Average life expectancy at birth (years) **80.5** (2014)



Proportion of health expenditure to GDP (%) **11.3** (2015)



Doctors/100,000 inhabitants **413** (2015)



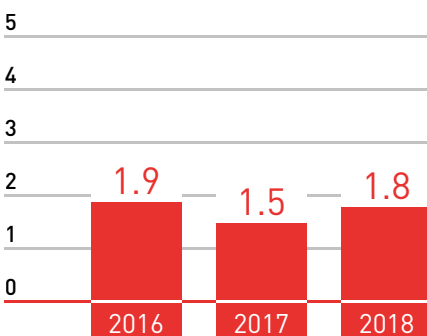
Hospital beds/100,000 inhabitants **611** (2015)

Source: Statistisches Bundesamt

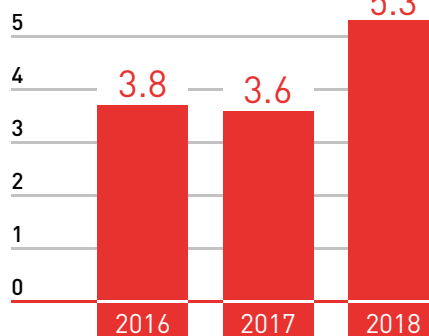
## KEY ECONOMIC DATA 2016 to 2018\*

Real change in % in comparison with previous year | \*2017 and 2018: Forecast; Sources: Germany Trade & Invest, [www.gtai.com](http://www.gtai.com)

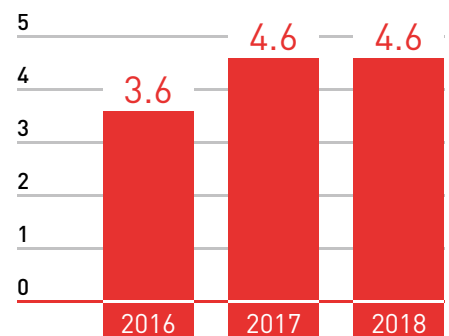
### GDP



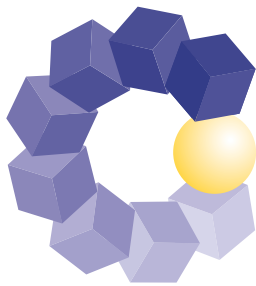
### Gross capital investment



### Export (only goods)



# COMPAMED®



Member of  MEDICAlliance

HIGH-TECH SOLUTIONS  
FOR MEDICAL TECHNOLOGY

12 – 15 NOVEMBER 2018  
DÜSSELDORF | GERMANY

## GENERAL INFORMATION

	<b>Established</b>	1991
	<b>Organiser</b>	Messe Düsseldorf GmbH
	<b>Project management</b>	Christian Bigge
	<b>Contact</b>	Christian Bigge, BiggeC@messe-duesseldorf.de Phone: +49 211 4560 573
	<b>Staging cycle</b>	Annual
	<b>Venue</b>	Exhibition Centre and Congress Center Düsseldorf, Germany
	<b>Co-located exhibition</b>	MEDICA
	<b>Website</b>	<a href="http://www.compamed-tradefair.com">www.compamed-tradefair.com</a>

## VISITOR TARGET GROUPS

- Design engineers
- Engineers and technicians for R&D and production departments
- Heads of research and development departments
- Medical-technology exhibitors from the MEDICA
- Packaging specialists
- Process engineers
- Production managers
- Qualification and validation specialists
- Quality assurance/quality control managers
- Technical procurement managers



## MAIN PRODUCT CATEGORIES

Manufacturing of components  
 Manufacturing of finished products  
 Services  
 Manufacturing equipment  
 Components, modules, OEM equipment  
 Electrical components, electronical components  
 Microtechnology  
 Raw materials, materials, adhesives  
 Software, IT

## STATISTICS

	2015	2016	2017
<b>Total exhibitors</b>	773	774	783
Domestic	255	255	243
Foreign	518	519	540
Countries	37	37	37

	2015	2016	2017
<b>Total net exhibition area (m²)</b>	12,966	13,031	13,149

	2015	2016	2017
<b>Total visitors</b>	18,800	19,000	20,000

For further information, visit: [www.compamed-tradefair.com](http://www.compamed-tradefair.com)

# Economic data for Germany

## FUTURE PROSPECTS FOR "MEDICAL TECHNOLOGY"

According to the assessment of the industrial association SPECTARIS, the German medical-technology industry will be able to continue its growth course in 2017 as well, and it thus makes an important contribution to the achievement of Germany's economic policy objectives. The association reckons with an increase in turnover of at least 4 per cent for the current year; in 2016, a turnover exceeding 28 billion euros was achieved, almost two thirds thereof abroad. Experts expect an average annual increase in the global market for medical technology by about 6 per cent until 2025 – the German manufacturers, as the third-largest producer of medical technology worldwide, will at least grow as fast as the market according to SPECTARIS. The demographic development, the still increasing importance of health as an asset, as well as an increased demand in particular from the emerging markets will remain the most important market drivers. Individualised medicine and the digitisation of the healthcare system continue to produce a positive climate in the industry.

Sources: GTAI, Branchen kompakt: Medizintechnik (Medical Technology)  
SPECTARIS, press release from 16 March 2017  
Further information: [www.zvei.de](http://www.zvei.de) | [www.spectaris.de](http://www.spectaris.de) | [www.bvmed.de](http://www.bvmed.de)



## MARKET DATA FOR "MEDICAL TECHNOLOGY"

in € millions (2016\*\*)

Market volume

29,190

Export

18,610

\*\*Forecast; Source: SPECTARIS e. V.

## OUTLINE DATA



Number of inhabitants (million) **82.7** (2016)



Population increase (% p.a.) **-0.2** (2016)



Average life expectancy at birth (years) **80.5** (2014)



Proportion of health expenditure to GDP (%) **11.3** (2015)



Doctors / 100,000 inhabitants **413** (2015)



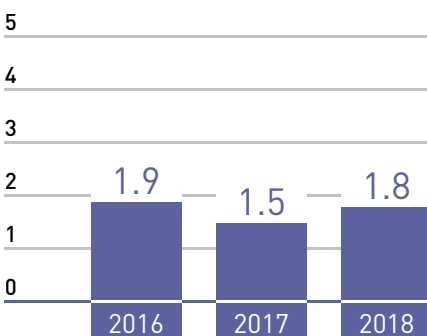
Hospital beds / 100,000 inhabitants **611** (2015)

Source: Statistisches Bundesamt

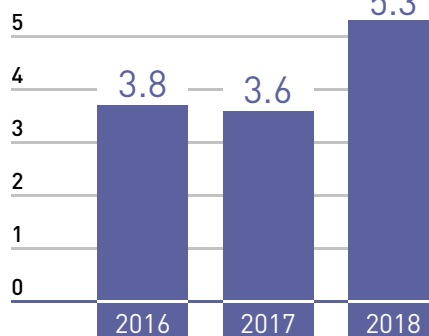
## KEY ECONOMIC DATA 2016 to 2018\*

Real change in % in comparison with previous year | \*2017 and 2018: Forecast; Sources: Germany Trade & Invest, [www.gtai.com](http://www.gtai.com)

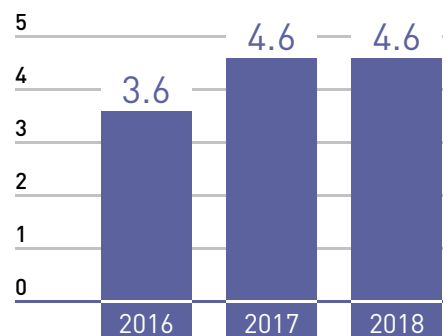
### GDP



### Gross capital investment



### Export (only goods)





Member of  **MEDICAlliance**

**International Trade Fair for  
Rehabilitation and Care**

**26 – 29 SEPTEMBER 2018  
DÜSSELDORF | GERMANY**

## GENERAL INFORMATION

	<b>Established</b>	1977
	<b>Organiser</b>	Messe Düsseldorf GmbH
	<b>Project management</b>	Gabriele Hainke, Elke Petermann
	<b>Contact</b>	Gabriele Hainke, HainkeG@messe-duesseldorf.de Phone: +49 211 4560 507 Elke Petermann, PetermannE@messe-duesseldorf.de Phone: +49 211 4560 599
	<b>Staging cycle</b>	Annual
	<b>Venue</b>	Exhibition Centre and Congress Center Düsseldorf, Germany
	<b>Website</b>	<a href="http://www.rehacare.com">www.rehacare.com</a>

## VISITOR TARGET GROUPS

- Medical and sanitary trade
- Rehabilitation facilities
- Physiotherapy, occupational therapy, speech therapy
- Assistive-technology industry/ other industrial branches
- Cost bearer
- Association/organisation
- Special facilities/training centre/workshops
- Nursing home/home for senior citizens
- Hospital/clinic
- Ambulant nursing care service
- Public authorities
- University/high school/technical school
- Orthopaedic handicraft
- Medical/technical services



## MAIN PRODUCT CATEGORIES

- Daily living aids
- Mobility
- Household and nutrition
- Physical care and hygiene
- Communication
- Building and living
- Safety and monitoring systems
- Pedagogy, education, and further training
- Workplace and occupation
- Physical training, physiotherapy and ergotherapy
- Orthopaedic aids
- Nursing and medical care
- Clothing, protective equipment
- Leisure, sports and recreation
- Travel
- Associations, institutions, organisations

## STATISTICS

	2015	2016	2017
<b>Total exhibitors</b>	758	915	784
Domestic	363	454	357
Foreign	395	461	427
Countries	38	36	37

	2015	2016	2017
<b>Total net exhibition area (m<sup>2</sup>)</b>	19,849	32,092	20,501

	2015	2016	2017
<b>Total visitors</b>	39,000	49,300	38,981

For further information, visit: [www.rehacare.com](http://www.rehacare.com)

# Economic data for Germany

## FUTURE PROSPECTS FOR "MEDICAL TECHNOLOGY"

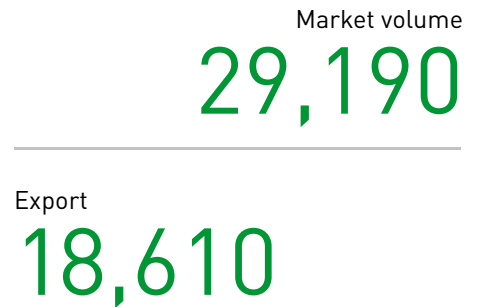
According to the assessment of the industrial association SPECTARIS, the German medical-technology industry will be able to continue its growth course in 2017 as well, and it thus makes an important contribution to the achievement of Germany's economic policy objectives. The association reckons with an increase in turnover of at least 4 per cent for the current year; in 2016, a turnover exceeding 28 billion euros was achieved, almost two thirds thereof abroad. Experts expect an average annual increase in the global market for medical technology by about 6 per cent until 2025 – the German manufacturers, as the third-largest producer of medical technology worldwide, will at least grow as fast as the market according to SPECTARIS. The demographic development, the still increasing importance of health as an asset, as well as an increased demand in particular from the emerging markets will remain the most important market drivers. Individualised medicine and the digitisation of the healthcare system continue to produce a positive climate in the industry.

Sources: GTAI, Branchen kompakt: Medizintechnik (Medical Technology)  
SPECTARIS, press release from 16 March 2017  
Further information: [www.zvei.de](http://www.zvei.de) | [www.spectaris.de](http://www.spectaris.de) | [www.bvmed.de](http://www.bvmed.de)



## MARKET DATA FOR "MEDICAL TECHNOLOGY"

in € millions (2016\*\*)



\*\*Forecast; Source: SPECTARIS e. V.

## OUTLINE DATA



Number of inhabitants (million) **82.7** (2016)



Population increase (% p.a.) **-0.2** (2016)



Average life expectancy at birth (years) **80.5** (2014)



Proportion of health expenditure to GDP (%) **11.3** (2015)



Doctors / 100,000 inhabitants **413** (2015)



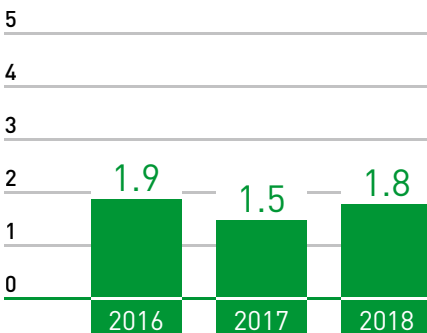
Hospital beds / 100,000 inhabitants **611** (2015)

Source: Statistisches Bundesamt

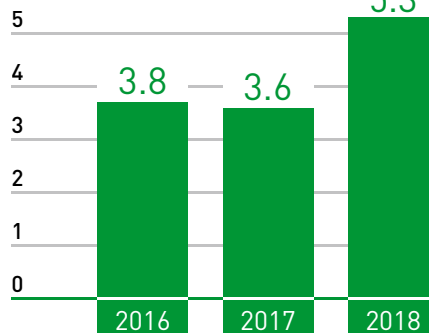
## KEY ECONOMIC DATA 2016 to 2018\*

Real change in % in comparison with previous year | \*2017 and 2018: Forecast; Sources: Germany Trade & Invest, [www.gtai.com](http://www.gtai.com)

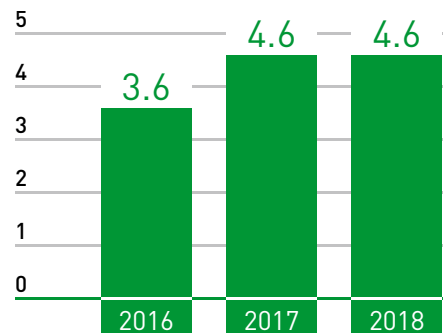
### GDP



### Gross capital investment



### Export (only goods)







Member of MEDICAlliance

Rehabilitation Equipment + Technologies

JUNE 2019  
MOSCOW | RUSSIA

## GENERAL INFORMATION

<b>Established</b>	2011
<b>Organiser</b>	000 Messe Düsseldorf Moscow
<b>Project management</b>	Mikhail Shatov
<b>Contact</b>	Mikhail Shatov, ShatovM@messe-duesseldorf.ru Phone: +7 495 955 91 99 ext. 634
<b>Staging cycle</b>	Biennial
<b>Venue</b>	AO EXPOCENTRE Exhibition Center at Krasnaya Presnya, Moscow, Russia
<b>Website</b>	www.integration.ru

## VISITOR TARGET GROUPS

- Business community
- Businessmen
- Dealers
- Federal and regional state authorities
- Mass media
- Medical experts
- Non-commercial organisations
- People with disabilities, patients
- Physiotherapists
- Responsible persons for procurement of equipment for healthcare facilities, rehabilitation centres, clinics
- Science community
- State institutions and enterprises



## MAIN PRODUCT CATEGORIES

Accessible social, transport and engineering infrastructure

Associations, public organisations, media

Communication

Daily living aids, household, nutrition and clothing

Education, professional training, occupation and employment

Health resorts and rehabilitation centres

Medical care

Mobility and walking aids

Nursing care for in-patient, homecare for disabled and elderly

Orthopaedic aids

Personal hygiene products

Physical training, physiotherapy and occupational therapy

Technical means and technologies for rehabilitation

Travel, leisure, sports and recreation

## STATISTICS

	2014	2015	2017
<b>Total exhibitors</b>	135	172	129
Domestic	115	164	102
Foreign	20	8	27
Countries	7	5	9

	2014	2015	2017
<b>Total net exhibition area (m²)</b>	1,430	750	1,164

	2014	2015	2017
<b>Total visitors</b>	3,705	4,016	2,350

For further information, visit: [www.integration.ru](http://www.integration.ru)

# Economic data for Russia

## FUTURE PROSPECTS FOR "MEDICAL TECHNOLOGY"

The Russian market for medical technology remains difficult at the moment, given the current economic situation. Due to the drop in tax revenues, the state invests less in medical technology and the rouble devaluation makes necessary imports more expensive. The savings particularly concern high-tech medicine. A large part of the existing medical-technology products should urgently be replaced and/or overhauled. However, based on the looming budgetary situation, it becomes clear that no modernisation on a larger scale will occur in the short term.

Sources: GTAI, Branchen kompakt: Medizintechnik (Medical Technology)  
Further information: [www.medprom.ru](http://www.medprom.ru)

INTEGRATION  
ZDRAVOOKHRANENIYE



### OUTLINE DATA

	Number of inhabitants (million)	<b>146.5</b> (2016)
	Population increase (% p.a.)	<b>0.1</b> (2016)
	Average life expectancy at birth (years)	<b>71.6</b> (2015)
	Proportion of health expenditure to GDP (%)	<b>2.6</b> (2016)
	Doctors/100,000 inhabitants	<b>485</b> (2014)
	Hospital beds/100,000 inhabitants	<b>866</b> (2014)

Source: Statistisches Bundesamt

### MARKET DATA FOR "MEDICAL TECHNOLOGY"

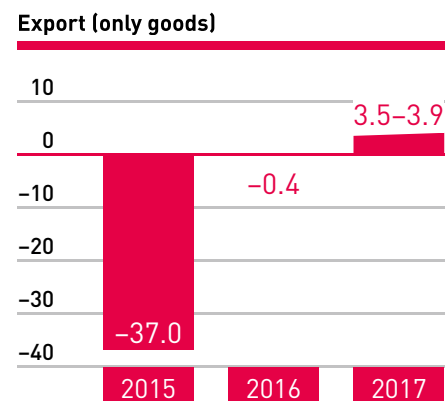
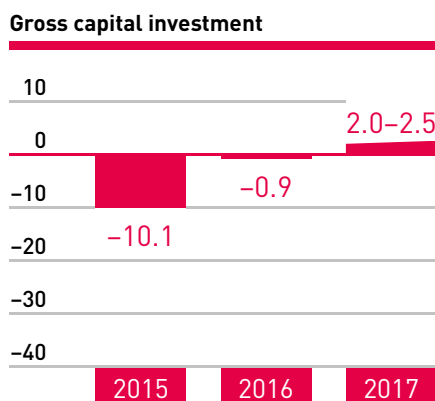
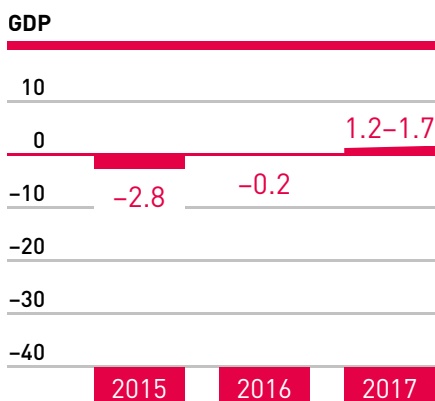
in US\$ millions (2015)

Market volume**	<b>3,578</b>
Import	<b>2,629</b>

\*\*Calculation: Local production + import - export  
(deviations caused by rounding)

### KEY ECONOMIC DATA 2015 to 2017\*

Real change in % in comparison with previous year | \*2016 and 2017: Forecast













Member of  **MEDICAlliance**

International Exhibition  
on Hospital, Diagnostic,  
Pharmaceutical, Medical  
& Rehabilitation Equipment  
& Supplies

29 – 31 AUGUST 2018  
SINGAPORE

## GENERAL INFORMATION

	<b>Established</b>	1997
	<b>Organiser</b>	Messe Düsseldorf Asia Pte. Ltd.
	<b>Project management</b>	Daphne Yeo
	<b>Contact</b>	Daphne Yeo, <a href="mailto:medicalfair-asia@mda.com.sg">medicalfair-asia@mda.com.sg</a> Phone: +65 6332 9620 Christian Bigge, <a href="mailto:BiggeC@messe-duesseldorf.de">BiggeC@messe-duesseldorf.de</a> Phone: +49 211 4560 573
	<b>Staging cycle</b>	Biennial
	<b>Venue</b>	The Sands Expo & Convention Centre Marina Bay Sands, Singapore
	<b>Co-located exhibition</b>	MEDICAL MANUFACTURING ASIA
	<b>Website</b>	<a href="http://www.medicalfair-asia.com">www.medicalfair-asia.com</a>

## VISITOR TARGET GROUPS

- Biologists, biochemists, technicians
- Care services and self-help groups
- Dispensing chemists, pharmacists
- Doctors (surgeries and hospital)
- Elderly care/homecare centres
- Emergency relief organisations
- Health ministry officials
- Hospital managers and employees
- Hospital technicians
- In-home nursing care
- Nursing officers
- Organisations for the disabled
- Physiotherapists/occupational therapists
- Rehabilitation organisations, nursing homes
- Visitors from industry and commerce



## MAIN PRODUCT CATEGORIES

Accident and emergency equipment	Laboratory equipment
Building technology and services	Medical furniture and equipment
Catering and kitchen equipment	Medical consumables
Communication, IT and connected health	Ophthalmic supplies
Dental equipment and supplies	Pharmaceutical supplies
Diagnostics	Rehabilitation equipment/orthopaedic supplies
Disinfection and disposal systems	Services and publications
Electromedical equipment/medical technology	
Fabrics/laundry	

## STATISTICS

	2012	2014	2016
<b>Total exhibitors</b>	530	687	827
Domestic	65	101	93
Foreign	465	586	734
Countries	31	38	40

	2012	2014	2016
<b>Total net exhibition area (m<sup>2</sup>)</b>	4,620	5,494	6,473

	2012	2014	2016
<b>Total visitors</b>	8,861	10,504	12,107

For further information, visit: [www.medicalfair-asia.com](http://www.medicalfair-asia.com)

# Economic data for Singapore

## FUTURE PROSPECTS FOR "MEDICAL TECHNOLOGY"

Singapore is considered to be an example for the entire region in regard to its highly developed health system. The demanding market for medical technology will be expanding in the medium term as well and is expected to reach a volume of 858 million US dollars by 2020 – and thus annual growth rates of 11 per cent on average. The state will remain the largest and most dynamic customer since public hospital projects account for approximately 70 per cent of the market for medical technology. There is a particularly high demand for high-quality and innovative medical technology, which for a large part is still satisfied through imports.

Sources: GTAI, Branchen kompakt: Medizintechnik (Medical Technology)  
Further information: [www.smfederation.org.sg](http://www.smfederation.org.sg)

MEDICAL FAIR ASIA  
MEDICAL MANUFACTURING ASIA



### OUTLINE DATA

 Number of inhabitants (million) **5.5** (2015)

 Population increase (% p.a.) **1.2** (2015)

 Average life expectancy at birth (years) **83** (2015)

 Proportion of health expenditure to GDP (%) **4.9** (2014)

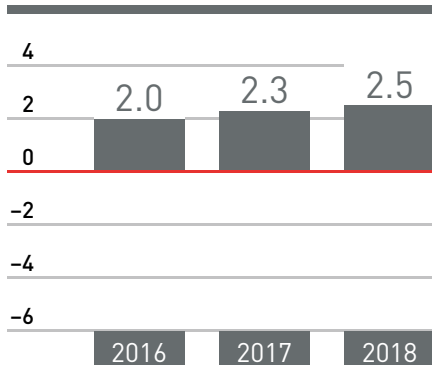
 Doctors / 100,000 inhabitants **225** (2015)

 Hospital beds / 100,000 inhabitants **244** (2015)

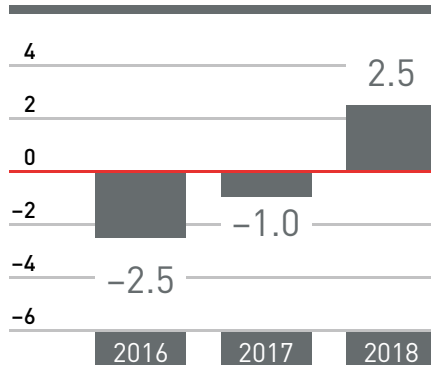
### KEY ECONOMIC DATA 2016 to 2018\*

Real change in % in comparison with previous year | \*2017 and 2018: Forecast

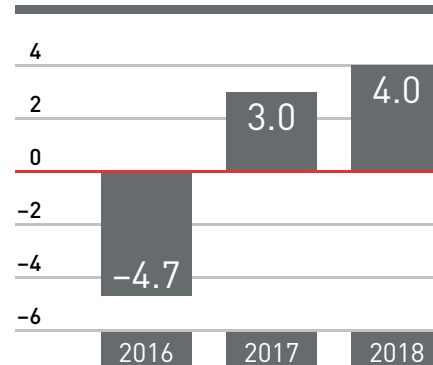
#### GDP



#### Gross capital investment



#### Import





Member of  MEDICAlliance

Collocated with China  
Medical Innovation Forum

6-8 SEPTEMBER 2018  
SUZHOU | CHINA

## GENERAL INFORMATION

	<b>Established</b>	2016
	<b>Organiser</b>	Messe Düsseldorf (Shanghai) Co., Ltd. China Service Alliance of Medical Devices Innovation (CSAMDI)
	<b>Project management</b>	Rebecca Qiang
	<b>Contact</b>	Rebecca Qiang, rebecca.qiang@mds.cn Phone: +86 10 65907 101
	<b>Staging cycle</b>	Annual
	<b>Venue</b>	Suzhou International Expo Centre, Suzhou, China
	<b>Website</b>	<a href="http://www.medicalfair.cn">www.medicalfair.cn</a>

## ANALYSIS OF DELEGATES

- CEO/president/owner/partner
- Director-business development/product/technical/marketing
- Purchasing manager in hospitals and clinics
- Doctor/professor/analyst/researcher/engineer
- Manager-project/customer/marketing/product
- Specialist/assistant
- Others



Along with the continuous development of economy and people's ever-increasing concern about health, China's medical device industry is maintaining a rapid growth in recent years. Also there has been an intensive introduction of regulations and policies by the central government, the State Council and the regulators, supporting innovation in the medical device industry. China Medical Innovation Forum, collocated with Medical Fair China, was born in response to this market trend, aiming to promote the innovation and development of the industry with an international vision, as well as inspire the growing exchange and cooperation among hospitals, clinics, R&D institutions, enterprises and the exhibition service industry.

The year of 2016 witnessed the successful debut of the Forum. More than 350 attendees, including 50 researchers, doctors, experts and representatives from the medical device innovation service sectors were in attendance, discussing new approaches to industry innovation and services, as well as sharing valuable insights on innovative achievements, transformation and cooperation.

In 2017, the second edition of the Forum concluded successfully. More than 40 top speakers delivered keynote speeches during the Forum, among which 18 speakers are from overseas countries, attracting 1,268 attendees. The new exhibition zone featured more than 30 companies and was well received by visitors.

For further information, visit: [www.medicalfair.cn](http://www.medicalfair.cn)

# Economic data for People's Republic of China

## FUTURE PROSPECTS FOR "MEDICAL TECHNOLOGY"

China's race to catch up in the healthcare sector is enormous, so that the market for medical technology in China is continuing to develop very dynamically. With sustained growth, it could even take second place in the world – right behind the USA. At the same time, the government relies on the promotion of a strong domestic medical-technology industry, because now the import quota still lies between 80 and 90 per cent in some segments. In demand is the full range of medical technology from high-end X-ray or MRT devices right up to surgical instruments. The main customers of medical-technology products remain to be hospitals, whereby the share of private institutions should increase to 30 per cent by 2020.

Sources: GTAI, Branchen kompakt: Medizintechnik (Medical Technology)  
Further information: [www.camdi.org](http://www.camdi.org)



### OUTLINE DATA

	Number of inhabitants (billion)	<b>1.38</b> (2016)
	Population increase (% p.a.)	<b>0.6</b> (2016)
	Average life expectancy at birth (years)	<b>76.1</b> (2016)
	Proportion of health expenditure to GDP (%)	<b>6.0</b> (2015)
	Doctors / 100,000 inhabitants	<b>229</b> (2016)
	Hospital beds / 100,000 inhabitants	<b>540</b> (2016)

### MARKET DATA FOR "MEDICAL TECHNOLOGY"

in US\$ millions (2015)

Market volume\*\*  
**36,979**

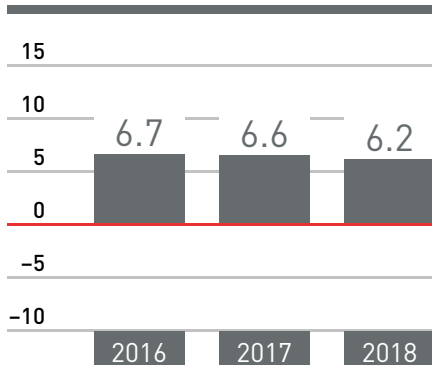
Import  
**8,169**

\*\*Calculation:  
turnover of local producers + import – export

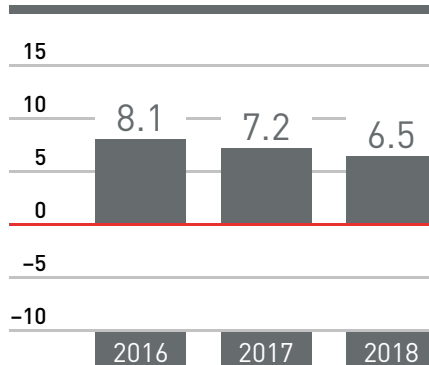
### KEY ECONOMIC DATA 2016 to 2018\*

Real change in % in comparison with previous year | \*2017 and 2018: Forecast

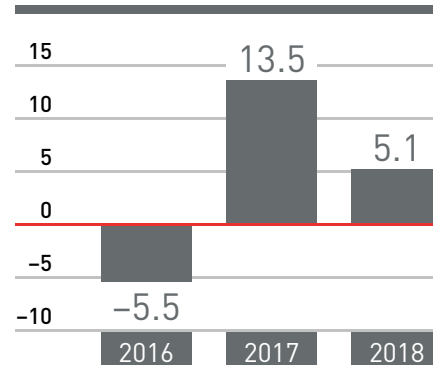
#### GDP



#### Gross capital investment



#### Import





Member of  MEDICAlliance

International Exhibition  
and Conference

5-7 MARCH 2020  
MUMBAI | INDIA

## GENERAL INFORMATION

	<b>Established</b>	1990
	<b>Organiser</b>	Messe Düsseldorf GmbH Messe Düsseldorf India Pvt. Ltd.
	<b>Project management</b>	Paolo Bonvecchio, Love Bhardwaj
	<b>Contact</b>	Paolo Bonvecchio, BonvecchioP@messe-duesseldorf.de Phone: +49 211 4560 483 Love Bhardwaj, BhardwajL@md-india.com Phone: +91 11 48 55 00 61
	<b>Staging cycle</b>	Biennial
	<b>Venue</b>	Bombay Convention & Exhibition Centre Mumbai, India
	<b>Website</b>	<a href="http://www.medicalfair-india.com">www.medicalfair-india.com</a>

## VISITOR TARGET GROUPS

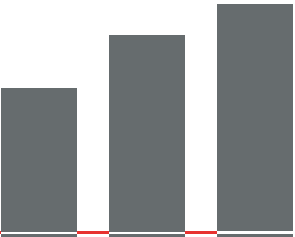
- CEOs/GMs of hospitals/medical centres
- Medical directors
- Medical superintendents
- Hospital administrators
- GMs/HODs of purchase
- Technical and operations departments
- Security and emergency services
- Health and safety departments
- Officials from central public and health departments
- Biomedical engineers
- Construction and real estate
- Project management consultants
- Architects and planners
- Designers
- Directors of HR and nursing departments
- Deans of medical colleges/universities
- Heads of maintenance departments



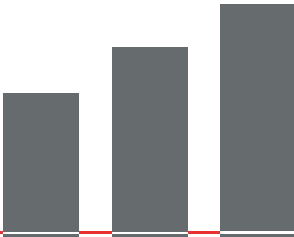
## MAIN PRODUCT CATEGORIES

Medical technology	Pharmacy and dispensary equipment and furniture
Medical equipments	HVAC
Medical consumables/medical disposables	Hospital & clinical equipments
Hospital furniture	Rehabilitation
Surgical instruments	Components
Laboratory and analytical equipment and products	Services
Life sciences, biotechnology and diagnostics	Wireless health/mobile health
	Hospital infrastructure

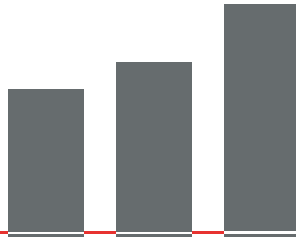
## STATISTICS



	2012	2014	2016
<b>Total exhibitors</b>	323	443	512
Domestic	100	142	214
Foreign	223	301	298
Countries	17	18	16



	2012	2014	2016
<b>Total net exhibition area (m²)</b>	3,628	4,926	5,946



	2012	2014	2016
<b>Total visitors</b>	6,721	8,013	10,720

For further information, visit: [www.medicalfair-india.com](http://www.medicalfair-india.com)



Member of  MEDICAlliance

International Exhibition  
and Conference

21 – 23 FEBRUARY 2019  
NEW DELHI | INDIA

## GENERAL INFORMATION

	<b>Established</b>	1990
	<b>Organiser</b>	Messe Düsseldorf GmbH Messe Düsseldorf India Pvt. Ltd.
	<b>Project management</b>	Paolo Bonvecchio, Love Bhardwaj
	<b>Contact</b>	Paolo Bonvecchio, BonvecchioP@messe-duesseldorf.de Phone: +49 211 4560 483 Love Bhardwaj, BhardwajL@md-india.com Phone: +91 11 48550061
	<b>Staging cycle</b>	Biennial
	<b>Venue</b>	Pragati Maidan, New Delhi, India
	<b>Website</b>	<a href="http://www.medicalfair-india.com">www.medicalfair-india.com</a>

## VISITOR TARGET GROUPS

- CEOs/GMs of hospitals/medical centres
- Medical directors
- Medical superintendents
- Hospital administrators
- GMs/HODs of purchase
- Technical and operations departments
- Security and emergency services
- Health and safety departments
- Officials from central public and health departments
- Biomedical engineers
- Construction and real estate
- Project management consultants
- Architects and planners
- Designers
- Directors of HR and nursing departments
- Deans of medical colleges/universities
- Heads of maintenance departments



## MAIN PRODUCT CATEGORIES

Medical technology	Pharmacy and dispensary equipment and furniture
Medical equipments	HVAC
Medical consumables/ medical disposables	Hospital & clinical equipments
Hospital furniture	Rehabilitation
Surgical instruments	Components
Laboratory and analytical equipment and products	Services
Life sciences, biotechnology and diagnostics	Wireless health/mobile health
	Hospital infrastructure

## STATISTICS

	2013	2015	2017
<b>Total exhibitors</b>	410	447	519
Domestic	117	158	222
Foreign	293	289	297
Countries	21	18	18

	2013	2015	2017
<b>Total net exhibition area (m<sup>2</sup>)</b>	4,704	5,250	6,705

	2013	2015	2017
<b>Total visitors</b>	7,600	10,400	13,480

For further information, visit: [www.medicalfair-india.com](http://www.medicalfair-india.com)



# Economic data for India

## FUTURE PROSPECTS FOR "MEDICAL TECHNOLOGY"

India still counts amongst the most promising markets for medical technology worldwide. A strong economic growth as well as low inflation and interest rates will continue to accelerate the development of the sector. For 2015, the market volume for medical-technology products is evaluated at almost 3 billion US dollars and is expected to increase to approximately 5 billion US dollars by 2020, according to information provided by the market research company Business Monitor. Moreover, the sector benefits from the increasing medical tourism as well as the growing importance of telemedicine and M-health. The great dependence on imports of the Indian medical-technology market will offer the best opportunities for international manufacturers in the future as well. With an annual growth rate of 30 per cent, the market for diagnostic devices is showing a particularly dynamic development.

Sources: GTAI, Branchen kompakt: Medizintechnik (Medical Technology)  
Further information: [www.aimedindia.com](http://www.aimedindia.com)

MEDICAL FAIR INDIA,  
NEW DELHI



### OUTLINE DATA



Number of inhabitants (million) **1,200** (2014)



Population increase (% p.a.) **1.3** (2014)



Average life expectancy at birth (years) **66** (2011)



Proportion of health expenditure to GDP (%) **4.1** (2015)



Doctors / 100,000 inhabitants **70** (2015)



Hospital beds / 100,000 inhabitants **90** (2015)

### MARKET DATA FOR "MEDICAL TECHNOLOGY"

in US\$ millions (2015)

Market volume

**2,925**

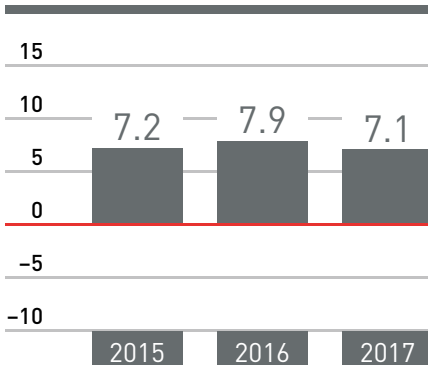
Import

**2,493**

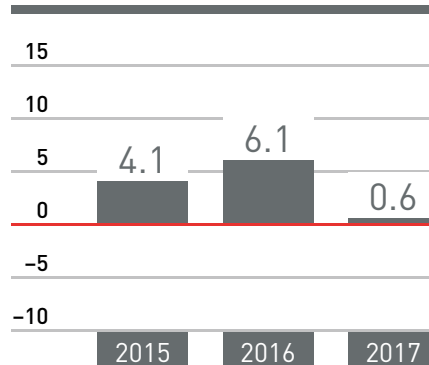
### KEY ECONOMIC DATA 2015 to 2017\*

Real change in % in comparison with previous year | \*2016 and 2017: Forecast

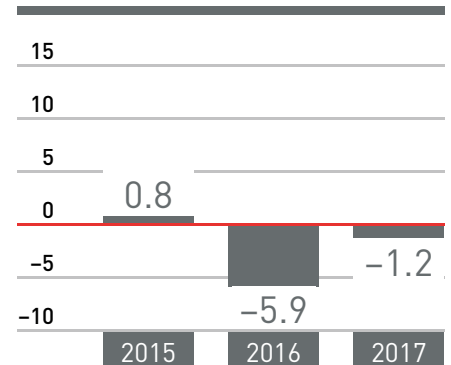
#### GDP



#### Gross capital investment



#### Import





Member of  **MEDICAlliance**

International Exhibition  
on Hospital, Diagnostic,  
Pharmaceutical, Medical  
& Rehabilitation Equipment  
& Supplies

11 – 13 SEPTEMBER 2019  
BANGKOK | THAILAND

## GENERAL INFORMATION

	<b>Established</b>	2003
	<b>Organiser</b>	Messe Düsseldorf Asia Pte. Ltd.
	<b>Project management</b>	Daphne Yeo
	<b>Contact</b>	Daphne Yeo, <a href="mailto:medicalfair-thailand@mda.com.sg">medicalfair-thailand@mda.com.sg</a> Phone: +65 6332 9620 Christian Bigge, <a href="mailto:BiggeC@messe-duesseldorf.de">BiggeC@messe-duesseldorf.de</a> Phone: +49 211 4560 573
	<b>Staging cycle</b>	Annual
	<b>Venue</b>	Bangkok International Trade and Exhibition Centre Bangkok, Thailand
	<b>Website</b>	<a href="http://www.medicalfair-thailand.com">www.medicalfair-thailand.com</a>

## VISITOR TARGET GROUPS

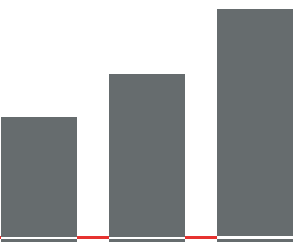
- Health ministry officials
- Hospital managers and employees
- Doctors (surgeries and hospital)
- Nursing officers
- Hospital technicians
- Biologists, biochemists, technicians
- Dispensing chemists, pharmacists
- Physiotherapists
- Rehabilitation organisations, nursing homes
- Organisations for the disabled
- Care services and self-help groups
- Visitors from industry and commerce



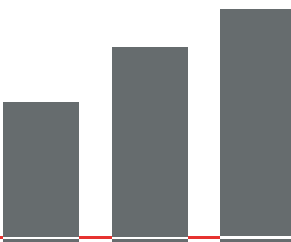
## MAIN PRODUCT CATEGORIES

- Accident and emergency equipment
- Building technology and services
- Catering and kitchen equipment
- Communication, IT and connected health
- Dental equipment and supplies
- Diagnostics
- Disinfection and disposal systems
- Electromedical equipment/ medical technology
- Fabrics/laundry
- Laboratory equipment
- Medical furniture and equipment
- Medical consumables
- Ophthalmic supplies
- Pharmaceutical supplies
- Rehabilitation equipment/ orthopaedic supplies
- Services and publication

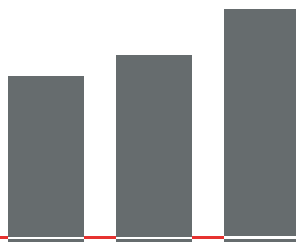
## STATISTICS



	2013	2015	2017
<b>Total exhibitors</b>	436	594	828
Domestic	62	61	72
Foreign	374	533	756
Countries	25	42	66



	2013	2015	2017
<b>Total net exhibition area (m²)</b>	3,678	5,175	6,209



	2013	2015	2017
<b>Total visitors</b>	6,396	7,226	9,026

For further information, visit: [www.medicalfair-thailand.com](http://www.medicalfair-thailand.com)

# Economic data for Thailand

## FUTURE PROSPECTS FOR “MEDICAL TECHNOLOGY”

The medical standard in Thailand is high. Large private clinic chains, the spa industry and health tourism will continue to have a positive influence on the growth and on the level of the health economy in Thailand, also in the medium and long term. The market for medical technology is estimated at 1.4 billion US dollars for 2016, and it is expected to grow by another 10 per cent this year. The import share is estimated at approximately 80 per cent and will probably remain on a high level in the long term. Public hospitals still account for the largest portion of the demand. Private clinics, however, tend to invest more in the latest technologies.

Sources: GTAI, Branchen kompakt: Medizintechnik (Medical Technology)  
Further information: [www.thaimed.co.th](http://www.thaimed.co.th)

MEDICAL FAIR  
THAILAND



### OUTLINE DATA

	Number of inhabitants (million)	<b>68.8</b> (2015)
	Population increase (% p.a.)	<b>0.3</b> (2015)
	Average life expectancy at birth (years)	<b>71.8</b> (2015)
	Proportion of health expenditure to GDP (%)	<b>3.7</b> (2015)
	Doctors / 100,000 inhabitants	<b>47</b> (2014)
	Hospital beds / 100,000 inhabitants	<b>227</b> (2014)

### MARKET DATA FOR “MEDICAL TECHNOLOGY”

in US\$ millions

Market volume\*\* (2016)

**1,400**

Import\*\* (2015)

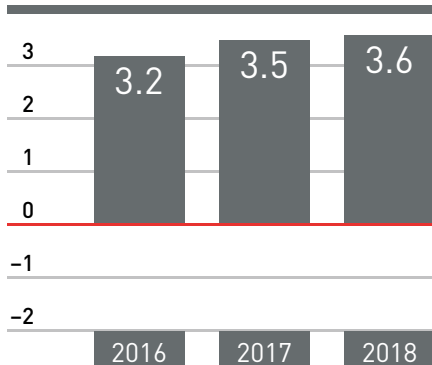
**938**

\*\*Estimate

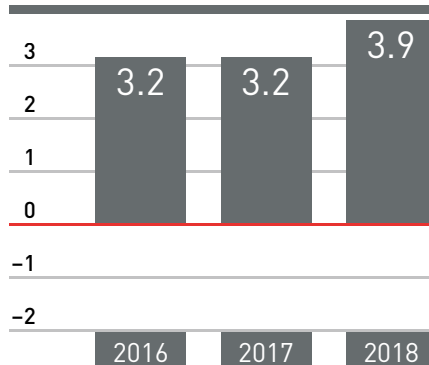
### KEY ECONOMIC DATA 2016 to 2018\*

Real change in % in comparison with previous year | \*2017 and 2018: Forecast

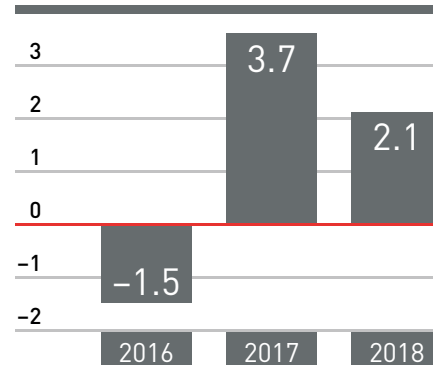
#### GDP



#### Gross capital investment



#### Import





Member of MEDICAlliance

## Manufacturing Processes for Medical Technology Exhibition and Conference

29–31 AUGUST 2018  
SINGAPORE

## GENERAL INFORMATION

	<b>Established</b>	2012
	<b>Organiser</b>	Messe Düsseldorf Asia Pte. Ltd.
	<b>Project management</b>	Daphne Yeo
	<b>Contact</b>	Daphne Yeo, <a href="mailto:mma@mda.com.sg">mma@mda.com.sg</a> Phone: +65 6332 9620 Christian Bigge, <a href="mailto:BiggeC@messe-duesseldorf.de">BiggeC@messe-duesseldorf.de</a> Phone: +49 211 4560 573
	<b>Staging cycle</b>	Biennial
	<b>Venue</b>	The Sands Expo & Convention Centre Marina Bay Sands, Singapore
	<b>Co-located exhibition</b>	MEDICAL FAIR ASIA
	<b>Website</b>	<a href="http://www.medmanufacturing-asia.com">www.medmanufacturing-asia.com</a>

## VISITOR TARGET GROUPS

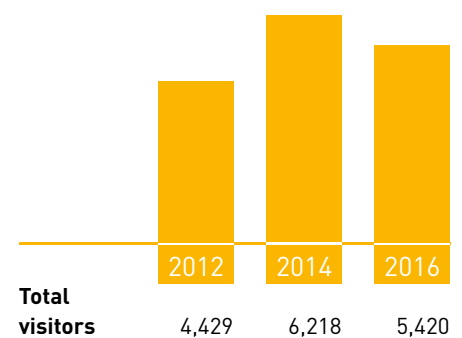
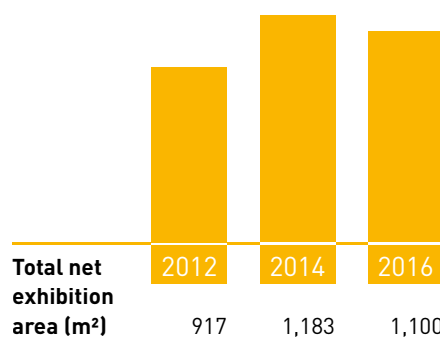
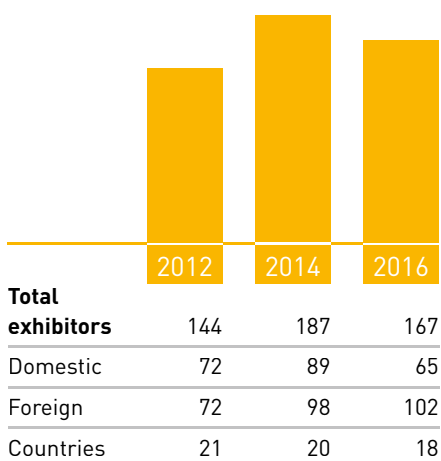
- Design engineers
- Engineers and technicians for R&D and production departments
- Heads of research and development departments
- Medical technology exhibitors from MEDICAL FAIR ASIA
- Packaging specialists
- Process engineers
- Production managers
- Qualification and validation specialists
- Quality assurance/quality control managers
- Technical procurement managers
- Visitors from industry and commerce



## MAIN PRODUCT CATEGORIES

- |                                                                        |                                                |
|------------------------------------------------------------------------|------------------------------------------------|
| Adhesives                                                              | Microsensors                                   |
| Assembly                                                               | Microstructuring                               |
| Assembly, automation and production technology                         | Moulding equipment                             |
| Biocompatible materials                                                | Nanomaterials                                  |
| Clean room technology/equipment                                        | New materials                                  |
| Coating & functional surfaces                                          | Packaging                                      |
| Components                                                             | Plastics and elastomers, resins/ raw materials |
| Contract manufacture, design, construction, research and redevelopment | Precision processing                           |
| Drug delivery                                                          | Process technology                             |
| Engineering                                                            | Quality management                             |
| Lab-on-a-chip                                                          | Smart materials                                |
| Microactuators                                                         | Sterilisation services                         |
| Microfluidics                                                          | System partnerships                            |
|                                                                        | Testing equipment/services                     |

## STATISTICS



For further information, visit: [www.medmanufacturing-asia.com](http://www.medmanufacturing-asia.com)

# Economic data for Singapore

## FUTURE PROSPECTS FOR "MEDICAL TECHNOLOGY"

Singapore is considered to be an example for the entire region in regard to its highly developed health system. The demanding market for medical technology will be expanding in the medium term as well and is expected to reach a volume of 858 million US dollars by 2020 – and thus annual growth rates of 11 per cent on average. The state will remain the largest and most dynamic customer since public hospital projects account for approximately 70 per cent of the market for medical technology. There is a particularly high demand for high-quality and innovative medical technology, which for a large part is still satisfied through imports.

Sources: GTAI, Branchen kompakt: Medizintechnik (Medical Technology)  
Further information: [www.smfederation.org.sg](http://www.smfederation.org.sg)



### OUTLINE DATA



Number of inhabitants (million) **5.5** (2015)



Population increase (% p.a.) **1.2** (2015)



Average life expectancy at birth (years) **83** (2015)



Proportion of health expenditure to GDP (%) **4.9** (2014)



Doctors / 100,000 inhabitants **225** (2015)

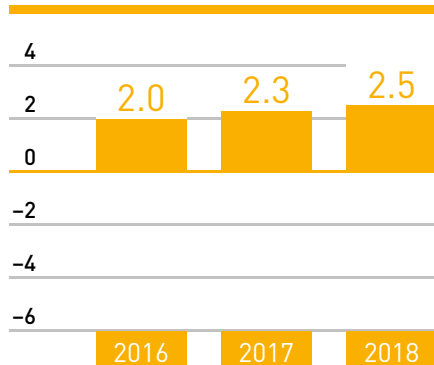


Hospital beds / 100,000 inhabitants **244** (2015)

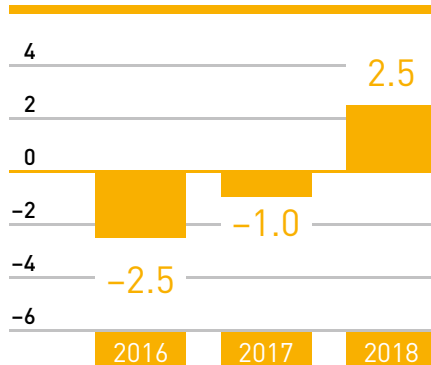
### KEY ECONOMIC DATA 2016 to 2018\*

Real change in % in comparison with previous year | \*2017 and 2018: Forecast

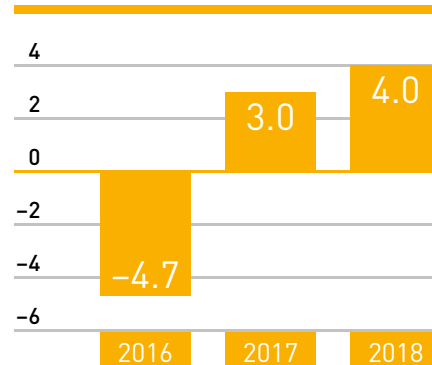
#### GDP



#### Gross capital investment



#### Import





Member of  MEDICAlliance

## Conference








2-3 OCTOBER 2018  
HOUSTON | USA

## ANALYSIS OF DELEGATES

- CEO/president/owner/partner
- Hospital administrators/C-suite
- Primary care and family practice physicians
- Residents/fellows
- Internists
- Nurses/nurse practitioners
- Physicians' assistants
- Allied health professionals
- Students
- Academia



## GENERAL INFORMATION

	<b>Established</b>	2014
	<b>Organiser</b>	Messe Düsseldorf North America/ The Greater Houston Convention & Visitors Bureau/ Texas Medical Center
	<b>Project management</b>	Ryan Klemm
	<b>Contact</b>	Ryan Klemm, rklemm@mdna.com Phone: +1 312 621-5832
	<b>Staging cycle</b>	Biennial
	<b>Venue</b>	George R. Brown Convention Center Houston, Texas, USA
	<b>Website</b>	<a href="http://www.medicalworldamericas.com">www.medicalworldamericas.com</a>

Medical World Americas (MWA) is a medical education conference across all disciplines, held at the George R. Brown Convention Center in Houston, Texas, USA.

MWA is a unique forum that fosters collaboration among clinical and administrative professionals from the public and private sectors and the world of academia who are committed to setting new standards in innovation for patient care and operational efficiency.

It is a conference created for doctors, nurses, physicians' assistants, administrators, researchers, academics and manufacturers to have an equal voice in shaping the future of healthcare – by improving patient care and outcomes through preventative strategies, innovative technologies, emerging therapies and new treatment approaches.

Participants at MWA can also earn CEUs (continuing education units). Additionally, group tours of some of the world's preeminent medical facilities at the nearby Texas Medical Center are also offered to allow participants an opportunity to see first-hand how those organisations are optimising solutions and innovations to advance healthcare.

# Economic data for USA

## FUTURE PROSPECTS FOR “MEDICAL TECHNOLOGY”

The business prospects in the world’s largest market for medical technology remain favourable. According to information provided by the market research companies First Research and Espicom, the demand will increase by about 4–6 per cent each year between 2016 and 2020. With a total market volume of almost 150 billion US dollars, the USA accounts for a global market share of almost 40 per cent for medical technology. The business development of the sector is encouraged by various circumstances: Besides economic growth, especially demographic factors ensure a steady increase in demand. There is also still a need for electromedical devices of the highest quality – this means there are good sales opportunities for international manufacturers, also in the future.

Sources: GTAI, Branchen kompakt: Medizintechnik (Medical Technology)

### MEDICAL WORLD AMERICAS

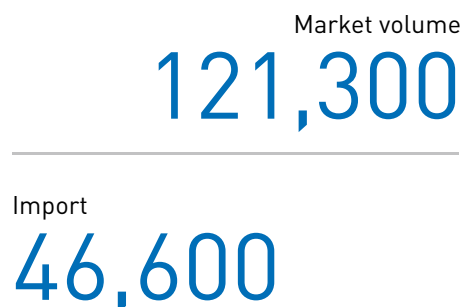


### OUTLINE DATA

	Number of inhabitants (million)	<b>323.3</b> (2016)
	Population increase (% p.a.)	<b>0.8</b> (2016)
	Average life expectancy at birth (years)	<b>79.4</b> (2015)
	Proportion of health expenditure to GDP (%)	<b>17.8</b> (2015)
	Doctors / 100,000 inhabitants	<b>294</b> (2013)
	Hospital beds / 100,000 inhabitants	<b>289</b> (2013)

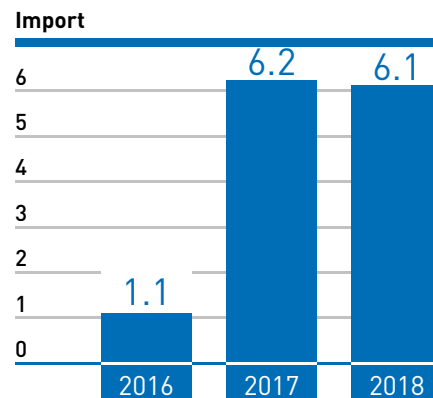
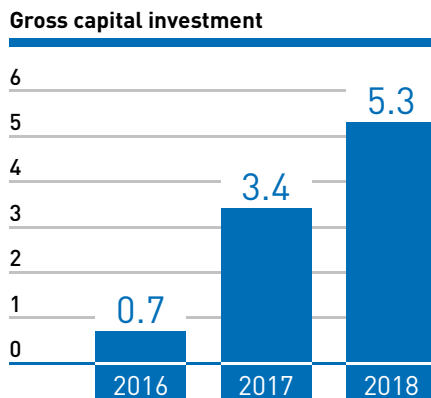
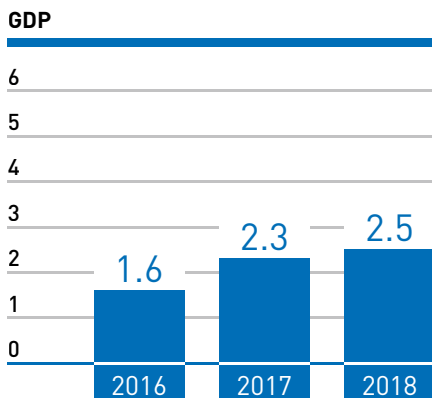
### MARKET DATA FOR “MEDICAL TECHNOLOGY”

in US\$ millions (2015)



### KEY ECONOMIC DATA 2016 to 2018\*

Real change in % in comparison with previous year | \*2017 and 2018: Forecast





Member of  MEDICAlliance

International Event of  
Solutions, Products,  
Services, Technology,  
Innovation and Equipment  
for the Healthcare Sector

22 – 25 MAY 2018  
SÃO PAULO | BRAZIL

## GENERAL INFORMATION

	<b>Established</b>	1994
	<b>Organiser</b>	UBM Brazil
	<b>Project management</b>	Marcelo Gaspar
	<b>Contact</b>	Marcelo Gaspar, international@hospitalar.com.br Phone: +55 11 4878 5989 Udo Wiemann, WiemannU@messe-duesseldorf.de Phone: +49 211 4560 7756
	<b>Staging cycle</b>	Annual
	<b>Venue</b>	Expo Center Norte, São Paulo, Brazil
	<b>Website</b>	www.hospitalar.com

## VISITOR TARGET GROUPS

- Hospitals, healthcare establishments, medical clinics and laboratories
- Distributors, representatives, importers, exporters
- Nursing
- Medical doctors
- Manufacturers
- Medical product stores and pharmacies
- Hospital engineering and architecture



## MAIN PRODUCT CATEGORIES

Hospital equipment	Uniforms, linens and towels
Medical technology	Laundry
Laboratory equipment	Meals and catering
Emergencies and transportation	Surgical centres
Orthopaedics and physiotherapy	Medical consumables
Medications and hospital pharmacies	Infirmaries and monitoring
Informatics and communications	Traumatology and post-operative recuperation
Projects, installations and constructions	Home healthcare
Hospitality and furniture	Specialised medical literature

## STATISTICS

	2015	2016	2017
<b>Total exhibitors</b>	1,250	1,250	1,200
Domestic	717	743	720
Foreign	533	507	480
Countries	33	38	36

	2015	2016	2017
<b>Total net exhibition area (m²)</b>	32,000	32,000	30,000

	2015	2016	2017
<b>Total visitors</b>	96,000	90,000	90,000

For further information, visit: [www.hospitalar.com](http://www.hospitalar.com)



# Economic data for Brazil

## FUTURE PROSPECTS FOR "MEDICAL TECHNOLOGY"

Like nearly all sectors throughout the country, the market for medical technology is going through a severe recession. Government financial restrictions and the increase in import prices have lowered the demand for medical technology. Abimed, the industry association, however, reckons with a gradual turnaround of the trend for the current year 2017, so that the demand for sophisticated medical technology will increase again in the medium to long term. The growth in population, the increasing percentage of elderly people as well as the share of the health expenses in the GDP of approximately 8 per cent, which has been relatively low up to now, indicate this change. (In comparison USA: 18 per cent.)

Sources: GTAI, Branchen kompakt: Medizintechnik (Medical Technology)  
Further information: [www.abimo.org.br](http://www.abimo.org.br)



## MARKET DATA FOR "MEDICAL TECHNOLOGY"

in US\$ millions (2015)

Market volume  
**4,523**

Import  
**2,610**

### OUTLINE DATA



Number of inhabitants (million) **206.1** (2016)



Population increase (% p.a.) **0.8** (2016)



Average life expectancy at birth (years) **75.2** (2014)



Proportion of health expenditure to GDP (%) **8.0** (2013)



Doctors / 100,000 inhabitants **207** (2016)

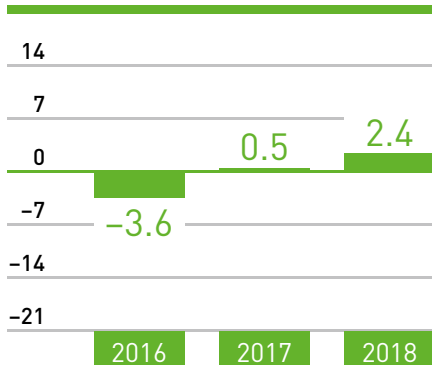


Hospital beds / 100,000 inhabitants **240** (2016)

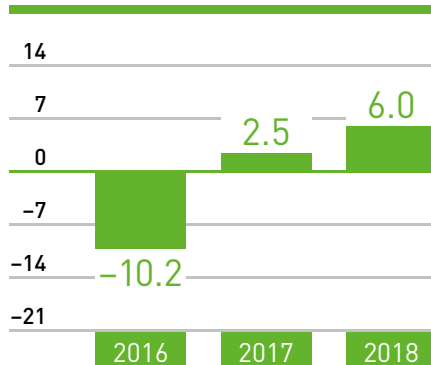
## KEY ECONOMIC DATA 2016 to 2018\*

Real change in % in comparison with previous year | \*2017 and 2018: Forecast

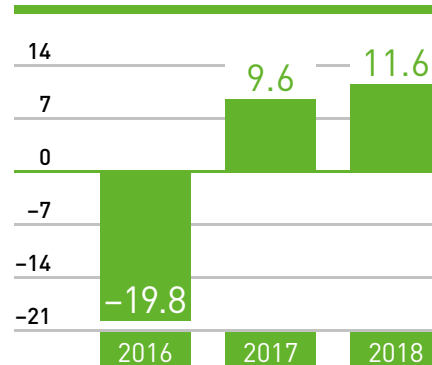
### GDP



### Gross capital investment



### Import





Member of  MEDICAlliance

International Health Fair

3-6 JULY 2018  
BOGOTÁ | COLOMBIA

## GENERAL INFORMATION

	<b>Established</b>	2008
	<b>Organiser</b>	The International Business and Exhibition Center of Bogotá – CORFERIAS and Messe Düsseldorf North America
	<b>Project management</b>	Ana Linda Garibello, Diego Laverde Gutierrez
	<b>Contact</b>	Ryan Klemm, rklemm@mdna.com Phone: +1 312 621-5832 Vanessa Klein, KleinV@messe-duesseldorf.de Phone: +49 211 4560 489
	<b>Staging cycle</b>	Biennial
	<b>Venue</b>	CORFERIAS – Bogotá International Business and Exhibitions Center
	<b>Website</b>	<a href="http://www.feriameditech.com">www.feriameditech.com</a>

## VISITOR TARGET GROUPS

- General managers, directors, CFOs, administrative managers, hospital and clinic purchasing managers and industry organisations
- Health professionals: doctors, specialists, physicians, nurses, physiotherapists and orthodontists
- Guild officials, universities, associations, government and nongovernmental organisations
- Specialised media
- International buyers: Latin America



## MAIN PRODUCT CATEGORIES

Medical equipment, surgical, orthopedic, rehabilitation and physiotherapy  
Clinical laboratories, supplies and endowment  
Architecture, hospital construction and furniture  
Software, IT and services related to the industry  
Waste management and clean technologies  
Academy, hospital management consulting and specialized publications  
Medical institutions  
Governmental entities, guilds that support the sector and scientific societies  
Pharmaceutical laboratories

## STATISTICS

Total exhibitors

189

Domestic 120

Foreign 69

Countries 33

Total net exhibition area (m<sup>2</sup>)

5,046

Professional Visitors

9,873

For further information, visit: [www.feriameditech.com](http://www.feriameditech.com)

# Economic data for Colombia

## FUTURE PROSPECTS FOR “MEDICAL TECHNOLOGY”

The end of the commodities boom is putting a strain on national budgets throughout Latin America. But the healthcare sector is less severely affected by reductions because the governments can hardly obstruct the societal pressure for better healthcare. That is why the industry remains economically lucrative. Colombia’s market for medical technology is the fourth-largest in Latin America, with a volume of about 1.3 billion US dollars. Rising incomes and a continuing need for modernisation will also ensure increasing demand in the future. Annual growth of 8.6 per cent to 1.6 billion US dollars is predicted by 2019. Colombia is dependent on the importation of foreign products because of low local production – so more than 80 per cent of requirements must be imported. Obstacles for foreign importers are the depreciation of the peso and the lack of capital for public hospitals.

Source: Germany Trade & Invest, [www.gtai.com](http://www.gtai.com)  
Further information: [www.minsalud.gov.co](http://www.minsalud.gov.co)

MEDITECH



### OUTLINE DATA



Number of inhabitants (million) **47.8** (2014)



Population increase (% p.a.) **0.9** (2014)



Average life expectancy at birth (years) **73.8** (2014)



Proportion of health expenditure to GDP (%) **6.8** (2014)



Doctors / 100,000 inhabitants **150** (2010)



Hospital beds / 100,000 inhabitants **150** (2012)

### MARKET DATA FOR “MEDICAL TECHNOLOGY”

in US\$ millions (2014)

Market volume  
**1,289**

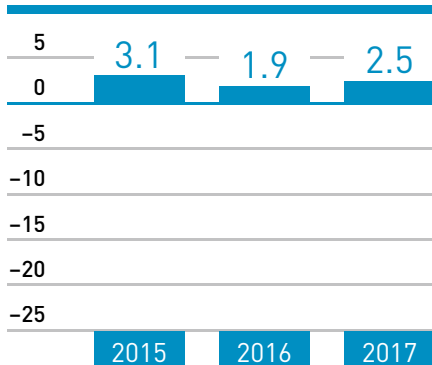
Export

**49**

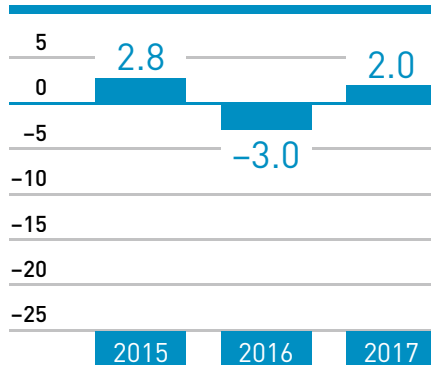
### KEY ECONOMIC DATA 2015 to 2017\*

Real change in % in comparison with previous year | \*2017: Forecast; Sources: Germany Trade & Invest, [www.gtai.com](http://www.gtai.com)

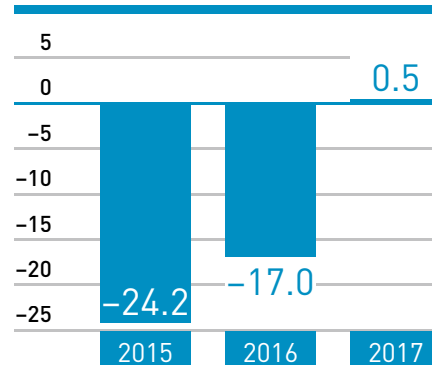
#### GDP



#### Gross capital investment



#### Import












Member of  **MEDICAlliance**

**International Exhibition  
for Healthcare,  
Medical Engineering  
and Pharmaceuticals**

**3-7 DECEMBER 2018  
MOSCOW | RUSSIA**

## GENERAL INFORMATION

	<b>Established</b>	1974
	<b>Organiser</b>	Expocentre
	<b>Project management</b>	Dietmar Terviel
	<b>Contact</b>	Dietmar Terviel, TervielD@messe-duesseldorf.de Phone: +49 211 4560 7734
	<b>Staging cycle</b>	Annual
	<b>Venue</b>	Expocentre
	<b>Website</b>	<a href="http://www.zdravo-expo.ru/en">www.zdravo-expo.ru/en</a>

## VISITOR TARGET GROUPS

- General practitioners
- Health ministry officials
- Hospital doctors/nursing staff
- Hospital managers
- Medical trade
- Medical industry
- Pharmacists
- Physiotherapists
- Public institutions



## MAIN PRODUCT CATEGORIES

Medical instrumentation, equipment and diagnostics  
 Primary healthcare  
 Laboratory medicine (test systems, laboratory equipment, laboratory diagnostics, laboratory furniture)  
 Medical consumables, suture materials, medical clothing, products for patient care and hygiene products  
 Design and facilities for hospitals, physicians' rooms, health and spa centres, sanitation, disinfection and sterilisation equipment, sterile products' storage  
 Medical furniture  
 High medical technologies for cardiology, transplantology, neurosurgery, reproductive medicine, nanotechnologies

Advanced information technologies in medicine  
 Maternal and child health, modern medical technologies  
 Dentistry  
 Insurance medicine, individual healthcare programmes, patient care medical services  
 Medical research institutes, medical schools and departments, postgraduate medical education, medical literature, medical e-magazines  
 Medical treatment abroad  
 Exhibition "Healthy Lifestyle": rehabilitation and sports medicine, spa technology, -equipment, -supplies, fitness centres, health nutrition products, balneology

## STATISTICS

	2015	2016	2017
<b>Total exhibitors</b>	724	691	996
Domestic	454	467	664
Foreign	270	224	332
Countries	33	30	42

	2015	2016	2017
<b>Total net exhibition area (m<sup>2</sup>)</b>	12,019	10,853	15,147

	2015	2016	2017
<b>Total visitors</b>	23,260	19,753	27,315

For further information, visit: [www.zdravo-expo.ru/en](http://www.zdravo-expo.ru/en)

# Economic data for Russia

## FUTURE PROSPECTS FOR "MEDICAL TECHNOLOGY"

The Russian market for medical technology remains difficult at the moment, given the current economic situation. Due to the drop in tax revenues, the state invests less in medical technology and the rouble devaluation makes necessary imports more expensive. The savings particularly concern high-tech medicine. A large part of the existing medical-technology products should urgently be replaced and/or overhauled. However, based on the looming budgetary situation, it becomes clear that no modernisation on a larger scale will occur in the short term.

Sources: GTAI, Branchen kompakt: Medizintechnik (Medical Technology)  
Further information: [www.medprom.ru](http://www.medprom.ru)

ZDRAVOOKHRANENIYE  
INTEGRATION



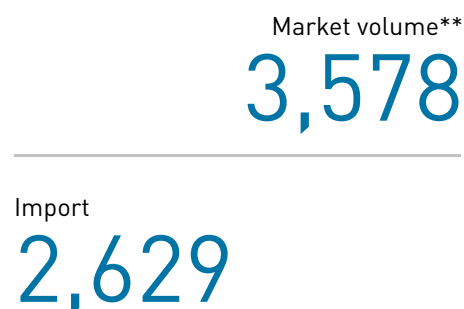
### OUTLINE DATA

	Number of inhabitants (million)	146.5 (2016)
	Population increase (% p.a.)	0.1 (2016)
	Average life expectancy at birth (years)	71.6 (2015)
	Proportion of health expenditure to GDP (%)	2.6 (2016)
	Doctors / 100,000 inhabitants	485 (2014)
	Hospital beds / 100,000 inhabitants	866 (2014)

Source: Statistisches Bundesamt

### MARKET DATA FOR "MEDICAL TECHNOLOGY"

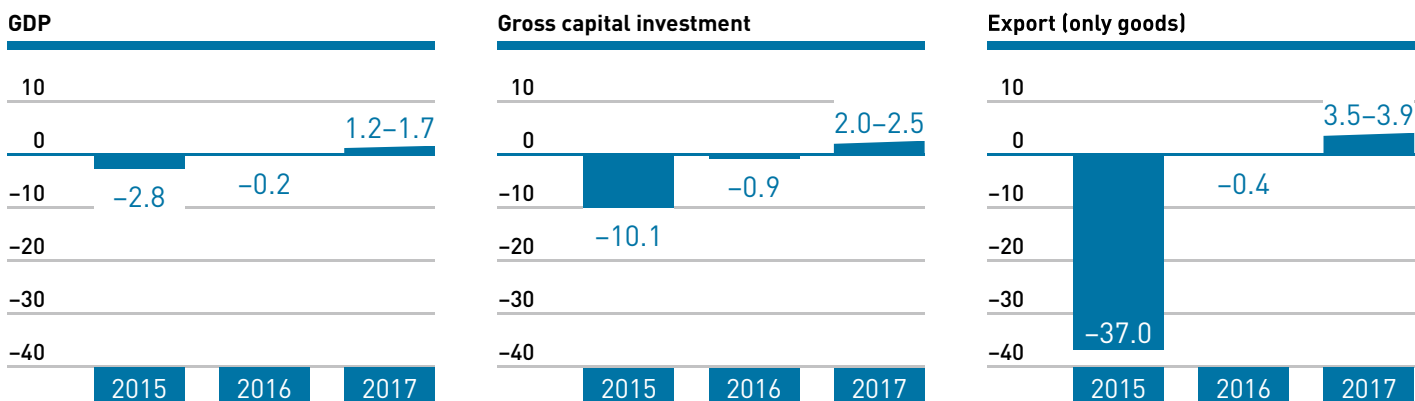
in US\$ millions (2015)



\*\*Calculation: Local production + import - export  
(deviations caused by rounding)

### KEY ECONOMIC DATA 2015 to 2017\*

Real change in % in comparison with previous year | \*2016 and 2017: Forecast





**MEDICAlliance**

## WHERE HEALTHCARE IS GOING

**MEDICA DÜSSELDORF 12 – 15 November 2018**

**COMPAMED DÜSSELDORF 12 – 15 November 2018**

**REHACARE DÜSSELDORF 26 – 29 September 2018**

**INTEGRATION MOSCOW June 2019**

**MEDICAL FAIR ASIA SINGAPORE 29 – 31 August 2018**

**MEDICAL FAIR CHINA SUZHOU 6 – 8 September 2018**

**MEDICAL FAIR INDIA MUMBAI 5 – 7 March 2020**

**MEDICAL FAIR INDIA NEW DELHI 21 – 23 February 2019**

**MEDICAL FAIR THAILAND BANGKOK 11 – 13 September 2019**

**MEDICAL MANUFACTURING ASIA SINGAPORE 29 – 31 August 2018**

**MEDICAL WORLD AMERICAS HOUSTON 2 – 3 October 2018**

Strategic Co-operations:

**HOSPITALAR SÃO PAULO 22 – 25 May 2018**

**MEDITECH BOGOTÁ 3 – 6 July 2018**

**ZDRAVOOKHRANENIYE MOSCOW 3 – 7 December 2018**

JOIN MORE THAN  
**400 000**  
MEDICAL EXPERTS

[www.medicalliance.global](http://www.medicalliance.global)

Messe Düsseldorf GmbH  
Postfach 10 10 06 \_ 40001 Düsseldorf \_ Germany  
Tel. +49(0)211/45 60-01 \_ Fax +49(0)211/45 60-6 68  
[www.messe-duesseldorf.de](http://www.messe-duesseldorf.de)

  
**Messe  
Düsseldorf**